



ALFAGOMMA

OIL & GAS PRODUCT RANGE



ALFAGOMMA

Since 1956 Alfagomma has been manufacturing and delivering top quality products all over the world.

Alfagomma believe in the importance of offering an excellent service to all its customers along with a continuous new product research and development, a technical innovation and customized solutions, a constant high quality exceeding ISO 9001 quality standards and full compliance with ISO 14001 environmental norms, a global presence and logistic support a strong OEM expertise and customized solutions.

ALFAGOMMAGROUP

25

MANUFACTURING PLANTS

IN 12 COUNTRIES

ITALY – FINLAND
FRANCE – GERMANY
SWEDEN – UK
USA – BRAZIL – MEXICO
CHINA – MALAYSIA
MOROCCO

96

SUBSIDIARIES AND ASSEMBLY PLANTS

**IN 25 COUNTRIES
AND
5 CONTINENTS**

ISO

QUALITY CERTIFICATION

ISO 9001
since 1993
ISO 14001
since 1999
ISO 45001
in progress

4400

EMPLOYEES

**AROUND
THE WORLD**

// THE ALFAGOMMA GROUP

A SINGLE SOURCE INTEGRATED SYSTEM SUPPLIER FOR HYDRAULIC AND INDUSTRIAL FLUID HANDLING SOLUTIONS

- Safe, reliable and fully integrated fluid handling system
- Complete product range:
 - » Hydraulic and Industrial Hoses
 - » Fittings, Adapters, Quick Release & Multi-Couplings
 - » Manipulated Tubes
- Strong experience in customized OEM solutions
- Constant high quality and 100% traceability
- Cloud-based hose Management System “ALFATraka”
- Committed to research, development and technical innovation
- Global presence and logistic support
- Over 60 years of proven customer satisfaction record

// GLOBAL PRESENCE

ALFAGOMMA GROUP

EUROPE

Italy
Belgium
France
Germany
Greece
Netherland
United Kindgom
Denmark
Estonia
Finland
Norway
Sweden

AFRICA

Morocco
South Africa

AMERICAS

Canada
USA
Mexico
Brazil
Argentina

ASIA-PACIFIC

Australia
China
Indonesia
Malaysia
Singapore
South Korea
Thailand



ALFAGOMMA // DUNLOPHIFLEX // HIFLEX // ARGUS

// COMPLETE PRODUCT RANGE

**HYDRAULIC DIVISION**

- Hydraulic Rubber & Thermoplastic Hose
- Fittings & Adapters
- Quick Release & Multi-Couplings
- Swivel & Plug-in Connectors
- Hydraulic Hose Assemblies
- Manipulated Tubes

INDUSTRIAL DIVISION

- Industrial Rubber, PVC & Composite
- Industrial Stainless Steel Corrugated Hose
- Strip Wound Stainless Steel Hoses
- Industrial Fittings
- Industrial Hose Assemblies
- Advanced Polyamide 6 and 66 Compounding

OIL & GAS DIVISION

- Upstream Sector
- Midstream Sector
- Downstream Sector
- Special Applications

SHIPBUILDING & MILITARY DIVISION

- Specific Fluid Handling Solutions
- Flexible Hose Assemblies
- Manipulated Tubes
- Fittings, Adapters and Quick Connect Couplings
- Rubber & Stainless Steel Expansion Joints

OIL & MARINE DIVISION

- Single and double carcass with metallic or textile reinforcement

// MAIN PLANTS OVERVIEW



// INDEX

// DRILLING.....	7
// FRACKING.....	10
// CEMENTING.....	13
// BOP - FIRE WATER.....	16
// RIG SUPPLY & TRACTION RESISTANT CARGO HOSE.....	19
// DOCK.....	31
// FUEL-OIL.....	36
// FLOATING ROOF DRAIN.....	39
// STEAM.....	41
// ACID, CHEMICAL & MULTIPURPOSE.....	45
// UMBILICAL.....	48
// SEISMIC.....	49
// WATERBLAST.....	52
// HYDRAULIC HOSE.....	55
// HYDRAULIC FITTINGS.....	59
// INDUSTRIAL FITTINGS.....	69
// QUICK RELEASE COUPLING.....	98
// ACCESSORIES.....	110

// ICONS



Oil resistance



Extruded tube



Lloyd's approved

Conductive tube & cover
 $R \leq 10^6 \Omega/\text{length}$ 2004/1935 EC
2006/2023 EC

MSHA approved

Conductive through the
hose wall
 $R \leq 10^9 \Omega$ 

ABS approved

Electrically bonded
 $R \leq 10^2 \Omega/\text{length}$ 

Det Norske Veritas


ALFAGOMMA reserves the right to modify specifications without prior notice. Weights and dimensions are nominal. Working pressures and vacuum ratings for hose are based at ambient temperature of 20 °C (68 °F). Pictures shown are for illustration purposes only. Actual hose construction may vary.

ALFAGOMMA OIL & MARINE

Alfagomma Oil & Marine division specialises in the design and manufacture of **single and double carcass** marine hoses for **offloading** and **loading offshore systems**. Driven by **reliability, innovation** and **commitment to quality**, the Division offers products compliant to the industry's standards and international regulations.

The **floating** and **submarine hoses** can be employed in various configurations:

1. **CALM/ SPM** cargo transfer systems - floating
2. **CALM/ SPM** cargo transfer systems - submarine
3. **TANDEM** cargo offloading systems
4. **CBM/ MBM** cargo transfer systems
5. **SHIP TO SHIP (STS)** cargo transfer system



SAFEWAVE

Safewave marine hoses are designed for safe operations and long service life:

- The extruded lining grants **integrity** and **optimal rubber adhesion** to the end-fittings.
- Reinforcing materials have been selected and tested to **warrantee durability** and **flexibility**.
- The synthetic rubber cover **guarantees resistance to UV-rays, abrasion** and **tearing**.

Alfagomma Safewave product range is compliant and exceeds the requirements of **GMPHOM 2009, BS EN 1765, BS EN 1762**, and meet the most stringent customers' specifications.





// DRILLING

FLEXOR RIG - SLIM HOLE ROTARY	8
FLEXOR RIG - ROTARY	8
HIFLEX ROTARY & VIBRATOR 5K Rotary 5.000 psi - API SPEC 7K - Grade D - FSL2	9
HIFLEX ROTARY & VIBRATOR 7.5K Rotary 7.500 psi - API SPEC 7K - Grade E - FSL2	9

// DRILLING

// FLEXOR RIG - SLIM HOLE ROTARY



MSHA

Tube: oil resistant synthetic rubber and biodegradable hydraulic fluid.

Reinforcement: four high tensile steel spirals.

Cover: abrasion, ozone and hydrocarbon resistant synthetic rubber.

Application: Rotary hose, specially designed for portable, workover and seismograph drilling rigs.

Temperature: -40 °C +121 °C (-40 °F +250 °F)

Length: 61 m (200 ft)

Notes: four spirals construction. Available with male API threaded extra-long hexagon fittings.

ID (mm)	ID (in)	OD (mm)	OD (in)	WP (bar)	WP (psi)	BP (Mpa)	BP (psi)	BR (mm)	BR (in)	Weight (kg/m)	Weight (lb/ft)
63,0	2 1/2"	79,0	3,11	220	3200	56,0	8000	720	28,35	4,897	3,30
76,0	3"	92,5	3,64	220	3200	56,0	8000	840	33,07	5,760	3,88

// FLEXOR RIG - ROTARY



MSHA

Tube: oil resistant synthetic rubber and biodegradable hydraulic fluids.

Reinforcement: six high tensile steel spirals.

Cover: abrasion, ozone and hydrocarbon resistant synthetic rubber.

Application: Rotary hose, specially designed for portable, workover and seismograph drilling rigs.

Temperature: -40 °C +121 °C (-40 °F +250 °F)

Length: 61 m (200 ft)

Notes: six spirals construction. Available with male API threaded extra-long hexagon fittings.

ID (Dash)	ID (mm)	ID (in)	OD (mm)	OD (in)	WP (Mpa)	WP (psi)	BP (Mpa)	BP (psi)	BR (mm)	BR (in)	Weight (kg/m)	Weight (lb/ft)
48	76,0	3"	95,6	3,76	35,0	5000	87,5	12500	900	35,43	7,917	5,33

Design and dimensions shown may be changed without prior notice

// DRILLING API 7K

// HIFLEX ROTARY & VIBRATOR 5K

**Rotary 5.000 psi****API SPEC 7K - Grade D - FSL2****Tube:** oil and drilling mud resistant synthetic rubber.**Reinforcement:** multiple layers of spiralled high tensile steel wire.**Cover:** abrasion, ozone and hydrocarbon resistant synthetic rubber.**Application:** Rotary drilling, Vibrator, Motion Compensator.**Temperature:** -20 °C +100 °C (-4 °F +212 °F)**Length:** 47,25 m (155 ft) max

ID (mm)	ID (in)	OD (mm)	OD (in)	WP (bar)	WP (psi)	TP (psi)	BP (psi)	BR (mm)	Weight (kg/m)	Weight (lb/ft)
51,0	2"	95,0	3,74	345	5000	7500	12500	900	13,060	8,78
63,0	2 1/2"	110,3	4,34	345	5000	7500	12500	900	17,360	11,67
76,0	3"	125,6	4,94	345	5000	7500	12500	1200	19,520	13,12
90,0	3 1/2"	138,3	5,44	345	5000	7500	12500	1400	21,790	14,65
100,0	4"	160,4	6,31	345	5000	7500	12500	1400	34,470	23,17

BR inch: according to API 7K

// HIFLEX ROTARY & VIBRATOR 7.5K

**Rotary 7.500 psi****API SPEC 7K - Grade E - FSL2****Tube:** oil and drilling mud resistant synthetic rubber.**Reinforcement:** multiple layers of spiralled high tensile steel wire.**Cover:** abrasion, ozone and hydrocarbon resistant synthetic rubber.**Application:** Rotary drilling, Vibrator, Motion Compensator.**Temperature:** -20 °C +100 °C (-4 °F +212 °F)**Length:** 47,25 m (155 ft) max

ID (mm)	ID (in)	OD (mm)	OD (in)	WP (bar)	WP (psi)	TP (psi)	BP (psi)	BR (mm)	Weight (kg/m)	Weight (lb/ft)
76,0	3"	132,8	5,23	517	7500	11250	18750	1200	26,870	18,06
90,0	3 1/2"	145,5	5,73	517	7500	11250	18750	1400	30,220	20,31
100,0	4"	167,6	6,60	517	7500	11250	18750	1500	41,440	27,85

BR inch: according to API 7K



// FRACKING

601AA	Oil rigger-frac S&D 10 bar (150 psi).....	11
6C1AA	Oil rigger-frac Vacuum 10 bar (150 psi) - Corrugated.....	11
6D1AA	Frac delivery 27 bar (400 psi).....	11
6D2AA	Frac delivery 27 bar (400 psi) - Supertuff.....	12
6F2AA	Frac S&D 27 bar (400 psi).....	12

Design and dimensions shown may be changed without prior notice

// FRACKING

// 601AA

**Oil rigger-frac S&D 10 bar (150 psi)****Tube:** black NBR/PVC.**Reinforcement:** high tensile textile cords with embedded steel helix wire.**Cover:** black SBR - abrasion and ozone resistant.**Application:** crude oil mud handling in oilfield vacuum tank service.

Extensively used in fracking operations.

Temperature: -30 °C +80 °C (-22 °F +176 °F)

ID (mm)	ID (in)	OD (mm)	OD (in)	WP (bar)	WP (psi)	BP (bar)	BP (psi)	BR (mm)	BR (in)	Vacuum %	Weight (kg/m)	Weight (lb/ft)
51,0	2"	62,0	2,44	10	150	30	450	255	10,04	100,00	1,420	0,96
76,0	3"	89,0	3,50	10	150	30	450	380	14,96	90,00	2,630	1,77
102,0	4"	116,0	4,57	10	150	30	450	510	20,08	90,00	4,080	2,75
152,0	6"	168,0	6,61	10	150	25	375	760	29,92	80,00	7,010	4,72

// 6C1AA

**Oil rigger-frac Vacuum 10 bar (150 psi) - Corrugated****Tube:** black NBR/PVC.**Reinforcement:** high tensile textile cords with embedded steel helix wire.**Cover:** black SBR - abrasion and ozone resistant.**Application:** oilfield vacuum tank service for crude oil mud handling.

Light weight and flexible construction

Temperature: -30 °C +80 °C (-22 °F +176 °F)

ID (mm)	ID (in)	WP (bar)	WP (psi)	BP (bar)	BP (psi)	BR (mm)	BR (in)	Vacuum %	Weight (kg/m)	Weight (lb/ft)
51,0	2"	10	150	30	450	153	6,02	100,00	1,300	0,88
76,0	3"	10	150	30	450	223	8,78	90,00	2,400	1,62
102,0	4"	10	150	30	450	306	12,05	90,00	3,560	2,40
152,0	6"	10	150	30	450	608	23,94	90,00	6,700	4,51
203,0	8"	10	150	30	450	812	31,97	90,00	13,160	8,85

// 6D1AA

**Frac delivery 27 bar (400 psi)****Tube:** black synthetic elastomer.**Reinforcement:** high tensile textile cords.**Cover:** black synthetic elastomer - abrasion and ozone resistant.**Application:** fracking fluids, liquid mud and crude oil delivery in heavy duty oilfield and gas exploration service.**Temperature:** -30°C +80°C (-22°F +176°F)

ID (mm)	ID (in)	OD (mm)	OD (in)	WP (bar)	WP (psi)	BP (bar)	BP (psi)	Weight (kg/m)	Weight (lb/ft)
102,0	4"	120,0	4,72	27	400	108	1566	4,960	3,34

// 6D2AA



Frac delivery 27 bar (400 psi) - Supertuff

Tube: black synthetic elastomer.

Reinforcement: high tensile textile cords.

Cover: black synthetic elastomer - supertuff cover - abrasion, oil and ozone resistant.

Application: fracking fluids, liquid mud and crude oil delivery in heavy duty oilfield and gas exploration service. Special "supertuff" cover for excellent abrasion resistance.

Temperature: -30°C +80°C (-22°F +176°F)

ID (mm)	ID (in)	OD (mm)	OD (in)	WP (bar)	WP (psi)	BP (bar)	BP (psi)	Weight (kg/m)	Weight (lb/ft)
102,0	4"	120,0	4,72	27	400	108	1566	4,990	3,36

// 6F2AA



Frac S&D 27 bar (400 psi)

Tube: black synthetic elastomer.

Reinforcement: high tensile textile cords with embedded steel helix wire.

Cover: black synthetic elastomer - abrasion, oil and ozone resistant.

Application: fracking fluids, liquid mud and crude oil suction and delivery in heavy duty oil field and gas exploration service.

Temperature: -30°C +80°C (-22°F +176°F)

ID (mm)	ID (in)	OD (mm)	OD (in)	WP (bar)	WP (psi)	BP (bar)	BP (psi)	BR (mm)	BR (in)	Vacuum %	Weight (kg/m)	Weight (lb/ft)
102,0	4"	126,0	4,96	27	400	108	1566	304	11,97	90,00	6,080	4,09



// CEMENTING

FLEXOR RIG - OIL WELL CEMENTING 5K	Cementing 5.000 psi - API SPEC 7K - FSL0.....	14
FLEXOR RIG - OIL WELL CEMENTING 10K SUPERTUFF	Cementing 10.000 psi - API SPEC 7K - FSL0.....	14
HIFLEX CEMENTING 10K	Grade Cement 10.000 psi - API SPEC 7K - Grade Cement - FSL0.....	15

// CEMENTING

// FLEXOR RIG - OIL WELL CEMENTING 5K

MSHA



Cementing 5.000 psi API SPEC 7K - FSL0

Tube: cement, oil and drilling mud resistant synthetic rubber.

Reinforcement: six high tensile steel spirals.

Cover: abrasion, ozone and hydrocarbon resistant synthetic rubber. "Minetuff" cover.

Application: high pressure cement slurry transfer between pump manifold and cementing head.

Temperature: -20 °C +121 °C (-4 °F +250 °F)

Length: 61 m (200 ft) max

Notes: available with integral Fig. 1502 coupling or API threaded male extra-long hexagon fittings.

ID (mm)	ID (in)	OD (mm)	OD (in)	WP (bar)	WP (psi)	BP (Mpa)	BP (psi)	BR (mm)	Weight (kg/m)	Weight (lb/ft)
51,0	2"	72,0	2,83	345	5000	86,3	12500	900	6,561	4,41

BR inch: according to API 7K

ABS Type approved hose assemblies for Offshore Drilling System

// FLEXOR RIG - OIL WELL CEMENTING 10K SUPERTUFF

MSHA



Cementing 10.000 psi API SPEC 7K - FSL0

Tube: cement, oil and drilling mud resistant synthetic rubber.

Reinforcement: six high tensile steel spirals.

Cover: special "Supertuff" cover for excellent abrasion resistance and long service life in heavy duty applications.

Application: high pressure cement slurry transfer between pump manifold and cementing head.

Temperature: -20 °C +121 °C (-4 °F +250 °F)

Length: 61 m (200 ft) max

Notes: fully API 7K approved when supplied with Alfagomma Integral 2" 1502 Hammer Union couplings.

Also available with API threaded male extra-long hexagon fittings.

ID (mm)	ID (in)	OD (mm)	OD (in)	WP (bar)	WP (psi)	TP (psi)	BP (Mpa)	BP (psi)	BR (mm)	Weight (kg/m)	Weight (lb/ft)
51,0	2"	72,0	2,83	690	10000		155,3	22500	900	6,694	4,50

BR inch: according to API 7K.

ABS Type approved hose assemblies for Offshore Drilling System.

Design and dimensions shown may be changed without prior notice

// HIFLEX CEMENTING 10K



Grade Cement 10.000 psi

API SPEC 7K - Grade Cement - FSL0

Tube: oil and drilling mud resistant synthetic rubber.

Reinforcement: multiple layers of spiralled high tensile steel wire.

Cover: abrasion, ozone and hydrocarbon resistant synthetic rubber.

Application: high pressure cement slurry transfer between pump manifold and cementing head.

Temperature: -20 °C +100 °C (-4 °F +212 °F)

Length: 47,25 m (155 ft) max

ID (mm)	ID (in)	OD (mm)	OD (in)	WP (bar)	WP (psi)	TP (psi)	BP (psi)	BR (mm)	BR (in)	Weight (kg/m)	Weight (lb/ft)
51,0	2"	102,2	4,02	690	10000	15000	22500	1200	47,24	18,900	12,71
76,0	3"	135,6	5,34	690	10000	15000	22500	1500	59,06	30,400	20,44
90,0	3 1/2"	148,2	5,83	690	10000	15000	22500	1600	62,99	33,900	22,79
100,0	4"	171,2	6,74	690	10000	15000	22500	1800	70,87	48,000	32,26

BR inch: according to API 7K



// BOP - FIRE WATER

STEEL ARMOUR 5K	Flame resistant hydraulic hose - API SPEC 16D.....	17
230AH	Sea water 20 bar (300 psi) - Fire resistant - ISO 15540.....	17

Design and dimensions shown may be changed without prior notice

// BOP - FIRE WATER

// STEEL ARMOUR 5K



Flame resistant hydraulic hose

API SPEC 16D

Tube: petroleum and biodegradable hydraulic fluid resistant synthetic rubber.

Reinforcement: two high tensile steel braids or four/six high tensile steel spirals.

Cover: stainless steel armour.


Application: high pressure hydraulic lines in blow out preventer system (BOP), where continuous operation in case of fire is required.

Temperature: -40°C +121°C (-40°F +250°F)

Constr.	ID (Dash)	ID (mm)	ID (in)	OD (mm)	OD (in)	WP (Mpa)	WP (psi)	BP (Mpa)	BP (psi)	BR (mm)	BR (in)	Weight (kg/m)	Weight (lb/ft)
2WB	8	13,0	1/2"	33,0	1,30	35,0	5000	140,0	20000	230	9,06	1,060	0,72
4WS	12	19,0	3/4"	39,0	1,54	35,0	5000	140,0	20000	230	9,06	1,868	1,26
4WS	16	25,0	1"	47,0	1,85	35,0	5000	140,0	20000	250	9,84	2,459	1,66
4WS	20	32,0	1 1/4"	60,0	2,36	35,0	5000	140,0	20000	310	12,20	3,818	2,57
6WS	24	38,0	1 1/2"	70,0	2,76	35,0	5000	140,0	20000	500	19,69	5,309	3,57
6WS	32	51,0	2"	85,0	3,35	35,0	5000	140,0	20000	550	21,65	8,154	5,48

3/4", 1", 1-1/4", 1-1/2" and 2" - API 16D DNV Type approved hose assemblies.

// 230AH



Sea water 20 bar (300 psi) - Fire resistant

ISO 15540

Tube: black conductive NBR.

Reinforcement: high tensile steel cords. ID 152 and 203 mm with embedded steel helix wire.

Cover: fibreglass fabric coated with red CSM - abrasion, ozone and hydrocarbon resistant. ID 152 and 203 mm corrugated.

Application: fire water main systems on board offshore installations and sea going vessels.

Also suitable for fuel and oil transfer.

Fire resistant 30 minutes at +800 °C.

Temperature: -30 °C +100 °C (-22 °F +212 °F)

ID (mm)	ID (in)	OD (mm)	OD (in)	WP (bar)	WP (psi)	BP (bar)	BP (psi)	BR (mm)	BR (in)	Weight (kg/m)	Weight (lb/ft)
32,0	1 1/4"	56,0	2,20	20	300	80	1200	224	8,82	2,570	1,73
38,0	1 1/2"	62,0	2,44	20	300	80	1200	266	10,47	2,800	1,89
51,0	2"	79,0	3,11	20	300	80	1200	357	14,06	4,270	2,87
76,0	3"	106,0	4,17	20	300	80	1200	532	20,94	6,500	4,37
102,0	4"	132,0	5,20	20	300	80	1200	714	28,11	8,620	5,80
127,0	5"	157,0	6,18	20	300	80	1200	889	35,00	10,900	7,33
152,0	6"	190,0	7,48	20	300	80	1200	1064	41,89	19,260	12,95
203,0	8"	243,0	9,57	20	300	80	1200	1421	55,94	27,230	18,30

ABS Type approved hose assemblies.



// RIG SUPPLY & TRACTION RESISTANT CARGO HOSE

RIGMASTER HD PETROLEUM DELIVERY	Fuel-oil delivery 20 bar (300 psi) - Lay Flat.....	20
RIGMASTER PLUS PETROLEUM DELIVERY	Fuel - oil delivery 27 bar (400 psi) - Lay Flat.....	20
RIGMASTER HD PETROLEUM S&D	Fuel-oil S&D 20 bar (300 psi).....	20
648AA	Rig supply soft wall - Fuel-liquid mud 20 bar (300 psi).....	21
615AA	Rig supply hard wall - Fuel-liquid mud 20 bar (300 psi).....	21
642AA	Rig supply soft wall - Fuel-liquid mud 27 bar (400psi).....	22
622AA	Rig supply hard wall - Fuel-liquid mud.....	22
RIGMASTER HD BULK MATERIAL DELIVERY	Bulk material delivery - 20 bar (300 psi) - Lay Flat.....	23
RIGMASTER PLUS BULK MATERIAL DELIVERY	Bulk material delivery - 27 bar (400 psi) - Lay Flat.....	23
RIGMASTER BULK MATERIAL S&D	Bulk material S&D 10 bar (150 psi).....	23
RIGMASTER HD BULK MATERIAL S&D	Bulk material S&D 20 bar (300 psi).....	24
748AA	Rig supply soft wall - Bulk material 20 bar (300 psi).....	24
715AA	Rig supply hard wall - Bulk material 20 bar (300 psi).....	25
RIGMASTER WATER S&D	Water - glycole S&D 10 bar (150 psi).....	25
RIGMASTER HD WATER S&D	Water - glycole S&D 20 bar (300 psi).....	25
RIGMASTER HD POTABLE WATER DELIVERY	Potable water delivery 20 bar (300 psi) - Lay Flat.....	26
RIGMASTER PLUS POTABLE WATER DELIVERY	Potable Water Delivery 27 bar (400 psi) - Lay flat.....	26
448LI	Rig supply soft wall - Potable water 20 bar (300 psi) - FDA.....	27
415LI	Rig supply hard wall - Potable water 20 bar (300 psi) - FDA.....	27
641AA	Oil - mud cargo hose - 15 bar (225 psi) - End load resistance 5.000 kg.....	28
624AA	Oil - mud cargo hose 15 bar (225 psi) - End load resistance 8.000 kg.....	28
725AA	Oil - mud cargo hose 15 bar (225 psi) - End load resistance 12.000 kg.....	28
727AA	Drilling cuttings hose - Hard wall 15 bar (225 psi) - End load resistance 26.000 kg.....	29

// RIG SUPPLY & TRACTION RESISTANT CARGO HOSE

// RIGMASTER HD PETROLEUM DELIVERY



Fuel-oil delivery 20 bar (300 psi) - Lay Flat

Tube: black conductive NBR
Reinforcement: high tensile textile cords
Cover: black CR - abrasion, ozone and hydrocarbon resistant
Application: fuel, oil and liquid mud transfer between supply vessels and offshore platforms.
 Special lay flat construction for reeling use.
 Also available in self floating version.
Temperature: -30°C +80°C (-22°F +176°F)

ID (in)	ID (mm)	OD (in)	OD (mm)	Brand	WP (bar)	WP (psi)	BP (bar)	BP (psi)	Weight (kg/m)	Weight (lb/ft)
3"	76,0	3,54	90,0	RIG	20	300	60	900	2,320	1,56
4"	102,0	4,57	116,0	RIG	20	300	60	900	3,040	2,05
5"	127,0	5,63	143,0	RIG	20	300	60	900	3,910	2,63

// RIGMASTER PLUS PETROLEUM DELIVERY



Fuel - oil delivery 27 bar (400 psi) - Lay Flat

Tube: black conductive NBR.
Reinforcement: high tensile textile cords.
Cover: black CR - abrasion, ozone and hydrocarbon resistant.
Application: fuel, oil and liquid mud transfer between supply vessels and offshore platforms.
 Special lay flat construction for reeling use.
 Also available in self floating version.
Temperature: -30°C +80°C (-22°F +176°F)

ID (mm)	ID (in)	OD (mm)	OD (in)	WP (bar)	WP (psi)	BP (bar)	BP (psi)	Weight (kg/m)	Weight (lb/ft)
102,0	4"	117,0	4,61	27	400	81	1200	3,110	2,10

// RIGMASTER HD PETROLEUM S&D



Fuel-oil S&D 20 bar (300 psi)

Tube: black conductive NBR
Reinforcement: high tensile textile cords with embedded steel helix wire - antistatic wire
Cover: black CR - abrasion, ozone and hydrocarbon resistant
Application: fuel, oil and liquid mud transfer between supply vessels and offshore platforms.
 Also available in self floating version.
Temperature: -30°C +80°C (-22°F +176°F)

ID (mm)	ID (in)	OD (mm)	OD (in)	WP (bar)	WP (psi)	BP (bar)	BP (psi)	BR (mm)	Vacuum %	Weight (kg/m)	Weight (lb/ft)
76,0	3"	90,0	3,54	20	300	60	900	304	90,00	2,660	1,79
102,0	4"	118,0	4,65	20	300	60	900	408	90,00	3,630	2,44

Design and dimensions shown may be changed without prior notice

// 648AA

**Rig supply soft wall - Fuel-liquid mud 20 bar (300 psi)****Tube:** black conductive NBR.**Reinforcement:** high tensile textile cords - antistatic wire.**Cover:** black conductive CR - abrasion, ozone, hydrocarbon and fire resistant.**Application:** fuel, oil and liquid mud transfer between supply vessels and offshore platforms.

Also suitable for sea water pumping and barite transfer.

Specially designed for reeling applications.

Tensile end load resistance:

ID 2" 2.000 kg

ID 3" 4.000 kg

ID 4" 7.000 kg

ID ≥ 5" 10.000 kg.

Electrically continuous.


Also available in self floating version.

Temperature: -30 °C +90 °C (-22 °F +194 °F)

ID (mm)	ID (in)	OD (mm)	OD (in)	WP (bar)	WP (psi)	BP (bar)	BP (psi)	BR (mm)	BR (in)	Weight (kg/m)	Weight (lb/ft)
51,0	2"	67,0	2,64	20	300	80	1200	306	12,05	1,920	1,30
76,0	3"	94,0	3,70	20	300	80	1200	456	17,95	2,980	2,01
102,0	4"	120,0	4,72	20	300	80	1200	612	24,09	4,390	2,96
127,0	5"	147,0	5,79	20	300	80	1200	762	30,00	5,810	3,91
152,0	6"	176,0	6,93	20	300	80	1200	912	35,91	7,880	5,30

ABS Type approved hose assemblies.

// 615AA

**Rig supply hard wall - Fuel-liquid mud 20 bar (300 psi)****Tube:** black conductive NBR.**Reinforcement:** high tensile textile cords with embedded steel helix wire - antistatic wire.**Cover:** black conductive CR - abrasion, ozone, hydrocarbon and fire resistant.**Application:** fuel, oil and liquid mud transfer between supply vessels and offshore platforms.

Suitable for sea water pumping and barite transfer.

Reserve buoyancy calculated according to GMPHOM 2009 standard.

Tensile end load resistance:

ID 2" 2.000 kg

ID 3" 4.000 kg

ID 4" 7.000 kg

ID ≥ 5" 10.000 kg.

Electrically continuous.

Also available in self floating version.

Temperature: -30 °C +90 °C (-22 °F +194 °F)

ID (mm)	ID (in)	OD (mm)	OD (in)	WP (bar)	WP (psi)	BP (bar)	BP (psi)	BR (mm)	BR (in)	Vacuum %	Weight (kg/m)	Weight (lb/ft)
51,0	2"	67,0	2,64	20	300	80	1200	255	10,04	100,00	2,260	1,52
76,0	3"	94,0	3,70	20	300	80	1200	380	14,96	90,00	3,830	2,58
102,0	4"	122,0	4,80	20	300	80	1200	510	20,08	90,00	5,440	3,66
127,0	5"	149,0	5,87	20	300	80	1200	635	25,00	90,00	7,970	5,36
152,0	6"	176,0	6,93	20	300	80	1200	760	29,92	90,00	10,450	7,03
203,0	8"	237,0	9,33	20	300	80	1200	1015	39,96	90,00	19,560	13,15

ABS Type approved hose assemblies.

// 642AA



Rig supply soft wall - Fuel-liquid mud 27 bar (400psi)

Tube: black conductive NBR.

Reinforcement: high tensile textile cords - antistatic wire

Cover: black conductive CR - abrasion, ozone, hydrocarbon and fire resistant.

Application: fuel, oil and liquid mud transfer between supply vessels and offshore platforms.

Also suitable for sea water pumping and barite transfer.

Tensile end load resistance:

ID ≥ 4" 10.000 kg.


Electrically continuous.

Also available in self floating version.

Temperature: -30 °C +90 °C (-22 °F +194 °F)

ID (mm)	ID (in)	OD (mm)	OD (in)	WP (bar)	WP (psi)	BP (bar)	BP (psi)	Weight (kg/m)	Weight (lb/ft)
102,0	4"	120,0	4,72	27	400	108	1566	4,410	2,97
127,0	5"	149,0	5,87	27	400	108	1566	6,260	4,21

// 622AA



Rig supply hard wall - Fuel-liquid mud

Tube: black conductive NBR.

Reinforcement: high tensile textile cords with embedded steel helix wire - antistatic wire

Cover: black conductive CR - abrasion, ozone, hydrocarbon and fire resistant.

Application: fuel, oil and liquid mud transfer between supply vessels and offshore platforms.

Also suitable for sea water pumping and barite transfer.

Tensile end load resistance:

ID 3" 6.000 kg

ID ≥ 4" 10.000 kg.

Electrically continuous.

Also available in self floating version.

Temperature: -30 °C +90 °C (-22 °F +194 °F)

ID (mm)	ID (in)	OD (mm)	OD (in)	WP (bar)	WP (psi)	BP (bar)	BP (psi)	BR (mm)	BR (in)	Vacuum %	Weight (kg/m)	Weight (lb/ft)
76,0	3"	98,0	3,86	40	600	160	2320	380	14,96	90,00	4,990	3,36
102,0	4"	128,0	5,04	40	600	160	2320	510	20,08	90,00	7,600	5,11
127,0	5"	157,0	6,18	35	525	140	2000	635	25,00	90,00	9,970	6,71

ABS Type approved hose assemblies.

Design and dimensions shown may be changed without prior notice

// RIGMASTER HD BULK MATERIAL DELIVERY**Bulk material delivery - 20 bar (300 psi) - Lay Flat****Tube:** black conductive NR.**Reinforcement:** high tensile textile cords.**Cover:** black conductive CR - brasion, ozone and hydrocarbon and flame resistant.**Application:** bulk material, barite and dry cement transfer from supply vessels to offshore platforms.

Special layflat construction for reeling use.

Also available in self floating version.

Temperature: -30°C +80°C (-22°F +176°F)

ID (mm)	ID (in)	OD (mm)	OD (in)	WP (bar)	WP (psi)	BP (bar)	BP (psi)	Weight (kg/m)	Weight (lb/ft)
127,0	5"	145,0	5,71	20	300	60	900	4,390	2,96

// RIGMASTER PLUS BULK MATERIAL DELIVERY**Bulk material delivery - 27 bar (400 psi) - Lay Flat****Tube:** black conductive NR.**Reinforcement:** high tensile textile cords.**Cover:** black conductive CR - brasion, ozone and hydrocarbon and flame resistant.**Application:** bulk material, barite and dry cement transfer from supply vessels to offshore platforms.

Special layflat construction for reeling use.

Also available in self floating version.

Temperature: -30°C +80°C (-22°F +176°F)

ID (mm)	ID (in)	OD (mm)	OD (in)	WP (bar)	WP (psi)	BP (bar)	BP (psi)	Weight (kg/m)	Weight (lb/ft)
127,0	5"	146,0	5,75	27	400	81	1200	5,340	3,59

// RIGMASTER BULK MATERIAL S&D**Bulk material S&D 10 bar (150 psi)****Tube:** black conductive NR - abrasion resistant.**Reinforcement:** high tensile textile cords with embedded steel helix wire.**Cover:** black conductive SBR/NR - abrasion and ozone resistant.**Application:** bulk material, barite and dry cement transfer from supply vessels to offshore platforms.

Also available in self floating version.

Temperature: -30 °C +80 °C (-22 °F +176 °F)

ID (mm)	ID (in)	OD (mm)	OD (in)	WP (bar)	WP (psi)	BP (bar)	BP (psi)	BR (mm)	BR (in)	Vacuum %	Weight (kg/m)	Weight (lb/ft)
102,0	4"	116,0	4,57	10	150	30	450	306	12,05	90,00	3,030	2,04
127,0	5"	143,0	5,63	10	150	30	450	508	20,00	80,00	5,010	3,37

// RIGMASTER HD BULK MATERIAL S&D



Bulk material S&D 20 bar (300 psi)

Tube: black conductive NR - abrasion resistant.

Reinforcement: high tensile textile cords with embedded steel helix wire.

Cover: black conductive SBR/NR - abrasion and ozone resistant.

Application: bulk material, barite and dry cement transfer from supply vessels to offshore platforms.

Also available in self floating version.

Temperature: -30 °C +80 °C (-22 °F +176 °F)

ID (mm)	ID (in)	OD (mm)	OD (in)	WP (bar)	BP (psi)	BP (bar)	WP (psi)	BR (mm)	BR (in)	Vacuum %	Weight (kg/m)	Weight (lb/ft)
127,0	5"	147,0	5,79	20	900	60	300	508	20,00	80,00	6,310	4,25

// 748AA



Rig supply soft wall - Bulk material 20 bar (300 psi)

Tube: black conductive NR - abrasion resistant.

Reinforcement: high tensile textile cords - antistatic wire.

Cover: black conductive CR - abrasion, ozone, hydrocarbon and fire resistant.

Application: bulk material, barite and dry cement transfer from supply vessels to offshore platforms.

Specially designed for reeling applications.

Tensile end load resistance:

ID 4" 6.000 kg

ID 5" 10.000 kg.

Electrically continuous.

Also available in self floating version.


Temperature: -30 °C +80 °C (-22 °F +176 °F)

ID (mm)	ID (in)	OD (mm)	OD (in)	WP (bar)	WP (psi)	BP (bar)	BP (psi)	BR (mm)	BR (in)	Weight (kg/m)	Weight (lb/ft)
102,0	4"	122,0	4,80	20	300	80	1200	612	24,09	4,480	3,02
127,0	5"	149,0	5,87	20	300	80	1200	762	30,00	6,460	4,35

ABS Type approved hose assemblies.

Design and dimensions shown may be changed without prior notice

// 715AA

**Rig supply hard wall - Bulk material 20 bar (300 psi)****Tube:** black conductive NR - abrasion resistant.**Reinforcement:** high tensile textile cords with embedded steel helix wire - antistatic wire.**Cover:** black conductive CR- abrasion, ozone, hydrocarbon and fire resistant.**Application:** bulk material, barite and dry cement transfer from supply vessels to offshore platforms.

Reserve buoyancy calculated according to GMPHOM 2009 standard. Tensile end load resistance:

ID 4" 7.000 kg

ID 5" 10.000 kg. Electrically continuous.

Also available in self floating version.

Temperature: -30 °C +80 °C (-22 °F +176 °F)

ID (mm)	ID (in)	OD (mm)	OD (in)	WP (bar)	WP (psi)	BP (bar)	BP (psi)	BR (mm)	BR (in)	Vacuum %	Weight (kg/m)	Weight (lb/ft)
102,0	4"	124,0	4,88	20	300	80	1200	510	20,08	90,00	6,080	4,09
127,0	5"	151,0	5,94	20	300	80	1200	635	25,00	90,00	8,460	5,69

ABS Type approved hose assemblies.

// RIGMASTER WATER S&D

**Water - glycole S&D 10 bar (150 psi)****Tube:** black conductive EPDM.**Reinforcement:** high tensile textile cords with embedded steel helix wire.**Cover:** black conductive EPDM - abrasion and ozone resistant.
Application: water and seawater suction and delivery in offshore applications.

Also available in self floating version.

Temperature: -40 °C +100 °C (-40 °F +212 °F) depending on conveyed chemical.

ID (mm)	ID (in)	OD (mm)	OD (in)	WP (bar)	BP (psi)	BP (bar)	WP (psi)	BR (mm)	BR (in)	Vacuum %	Weight (kg/m)	Weight (lb/ft)
102,0	4"	116,0	4,57	10	450	30	150	408	16,06	90,00	3,330	2,24

// RIGMASTER HD WATER S&D

**Water - glycole S&D 20 bar (300 psi)****Tube:** black conductive EPDM.**Reinforcement:** high tensile textile cords with embedded steel helix wire.**Cover:** black conductive EPDM - abrasion and ozone resistant.
Application: water and seawater suction and delivery in offshore applications.

Also available in self floating version.

Temperature: -40 °C +100 °C (-40 °F +212 °F) depending on conveyed chemical.

ID (mm)	ID (in)	OD (mm)	OD (in)	WP (bar)	WP (psi)	BP (bar)	BP (psi)	BR (mm)	BR (in)	Vacuum %	Weight (kg/m)	Weight (lb/ft)
102,0	4"	116,0	4,57	20	300	60	900	408	16,06	90,00	3,310	2,23

// RIGMASTER HD POTABLE WATER DELIVERY



Potable water delivery 20 bar (300 psi) - Lay Flat

Tube: white NR.

Reinforcement: high tensile textile cords.

Cover: orange NBR/PVC - abrasion, ozone and hydrocarbon resistant.

Application: potable water transfer from supply vessels to offshore platforms.

Sterilize with 5% soda solution.

Specially lay flat construction for reeling use.

Also available in self floating version.

Temperature: -30 °C +80 °C (-22 °F +176 °F)

ID (mm)	ID (in)	OD (mm)	OD (in)	WP (bar)	WP (psi)	BP (bar)	BP (psi)	Weight (kg/m)	Weight (lb/ft)
102,0	4"	116,0	4,57	20	300	60	900	3,030	2,04

// RIGMASTER PLUS POTABLE WATER DELIVERY



Potable Water Delivery 27 bar (400 psi) - Lay flat

Tube: white NR.

Reinforcement: high tensile textile cords.

Cover: orange NBR/PVC - abrasion, ozone and hydrocarbon resistant.

Application: potable water transfer from supply vessels to offshore platforms.

Sterilize with 5% soda solution.

Specially lay flat construction for reeling use.

Also available in self floating version.

Temperature: -30 °C +80 °C (-22 °F +176 °F)

ID (mm)	ID (in)	OD (mm)	OD (in)	WP (bar)	WP (psi)	BP (bar)	BP (psi)	BR (mm)	BR (in)	Weight (kg/m)	Weight (lb/ft)
102,0	4"	117,0	4,61	27	400	81	1200	510	20,08	3,100	2,09

Design and dimensions shown may be changed without prior notice

// 448LI

**Rig supply soft wall - Potable water 20 bar (300 psi)****FDA****Tube:** white NR.**Reinforcement:** high tensile textile cords.**Cover:** orange NBR/PVC - abrasion, ozone and hydrocarbon resistant.**Application:** potable water transfer from supply vessels to offshore platforms.

Specially designed for reeling applications.

Sterilize with 5% soda solution.

Tensile end load resistance:

ID 2" 2.000 kg

ID 3" 4.000 kg

ID 4" 7.000 kg.

Also available in self floating version.

Temperature: -30 °C +80 °C (-22 °F +176 °F)

ID (mm)	ID (in)	OD (mm)	OD (in)	WP (bar)	WP (psi)	BP (bar)	BP (psi)	BR (mm)	BR (in)	Weight (kg/m)	Weight (lb/ft)
51,0	2"	67,0	2,64	20	300	80	1200	306	12,05	1,950	1,32
76,0	3"	94,0	3,70	20	300	80	1200	456	17,95	2,673	1,80
102,0	4"	120,0	4,72	20	300	80	1200	612	24,09	3,929	2,65

ABS Type approved hose assemblies.

// 415LI

**Rig supply hard wall - Potable water 20 bar (300 psi)****FDA****Tube:** white NR.**Reinforcement:** high tensile textile cords with embedded steel helix wire.**Cover:** orange NBR/PVC - abrasion, ozone and hydrocarbon resistant.**Application:** potable water transfer from supply vessels to offshore platforms.

Sterilize with 5% soda solution.

Reserve bouyancy calculated according to GMPHOM 2009 standard.

Tensile end load resistance:

ID 2" 2.000 kg

ID 3" 4.000 kg

ID 4" 7.000 kg.

Also available in self floating version.

Temperature: -30 °C +80 °C (-22 °F +176 °F)

ID (mm)	ID (in)	OD (mm)	OD (in)	WP (bar)	WP (psi)	BP (bar)	BP (psi)	BR (mm)	BR (in)	Vacuum %	Weight (kg/m)	Weight (lb/ft)
51,0	2"	67,0	2,64	20	300	80	1200	255	10,04	100,00	2,290	1,54
76,0	3"	94,0	3,70	20	300	80	1200	380	14,96	90,00	3,890	2,62
102,0	4"	122,0	4,80	20	300	80	1200	510	20,08	90,00	5,720	3,85

ABS Type approved hose assemblies.

// 641AA



Oil - mud cargo hose - 15 bar (225 psi) - End load resistance 5.000 kg

Tube: black conductive NBR.
Reinforcement: high tensile textile fabric - boot straps.
Cover: black conductive NBR/PVC - abrasion, ozone, hydrocarbon and fire resistant.
Application: fuel, liquid mud and barite transfer. Particularly suitable for drag chain application where low elongation is required.
 Also suitable for electrical cables and hydraulic hose protection.
Temperature: -30 °C +70 °C (-22 °F +158 °F)

ID (mm)	ID (in)	OD (mm)	OD (in)	WP (bar)	WP (psi)	BP (bar)	BP (psi)	Weight (kg/m)	Weight (lb/ft)
102,0	4"	122,0	4,80	15	225	45	650	5,010	3,37
127,0	5"	147,0	5,79	15	225	45	650	6,220	4,19
152,0	6"	172,0	6,77	15	225	45	650	7,330	4,93

// 624AA



Oil - mud cargo hose 15 bar (225 psi) - End load resistance 8.000 kg

Tube: black conductive NBR.
Reinforcement: high tensile textile cords with embedded steel helix wire - boot straps.
Cover: black conductive CR - abrasion, ozone and hydrocarbon resistant.
Application: fuel and oil suction and delivery. Specially designed for liquid mud and barite transfer from supply vessel to oil rig platform or ship to ship.
Temperature: -30 °C +70 °C (-22 °F +158 °F)

ID (mm)	ID (in)	OD (mm)	OD (in)	WP (bar)	WP (psi)	BP (bar)	BP (psi)	Vacuum %	Weight (kg/m)	Weight (lb/ft)
102,0	4"	128,0	5,04	15	225	60	900	90,00	7,050	4,74
127,0	5"	153,0	6,02	15	225	60	900	80,00	9,520	6,40

// 725AA



Oil - mud cargo hose 15 bar (225 psi) - End load resistance 12.000 kg

Tube: black conductive NBR.
Reinforcement: high tensile textile cords with embedded steel helix wire - boot straps.
Cover: black conductive CR - abrasion, ozone and hydrocarbon resistant.
Application: oil based mud and abrasive material transfer. Specially designed for floating umbilical on oil recovery systems. Also suitable as protection for electrical cables and flexible hydraulic hoses in applications on oil rigs. Special end load resistance and heavy duty construction.
Temperature: -30 °C +80 °C (-22 °F +176 °F)

ID (mm)	ID (in)	OD (mm)	OD (in)	WP (bar)	WP (psi)	BP (bar)	BP (psi)	Vacuum %	Weight (kg/m)	Weight (lb/ft)
152,0	6"	184,0	7,24	15	225	60	900	80,00	13,660	9,19

Design and dimensions shown may be changed without prior notice

// 727AA



DNV

**Drilling cuttings hose - Hard wall 15 bar (225 psi) - End load resistance 26.000 kg****Tube:** black conductive NR - abrasion resistant.**Reinforcement:** high tensile textile cords with embedded steel helix wire - boot straps.**Cover:** black conductive SBR/NR - abrasion and ozone resistant.**Application:** dumpline for drill cuttings containing sand, sea water and abrasive material.

Also suitable as cargo hose for barite transfer.

Specially designed for heavy duty applications where highest end load resistance is required.

Not to be used with oil based mud.








Temperature: -30 °C +80 °C (-22 °F +176 °F)

ID (mm)	ID (in)	OD (mm)	OD (in)	WP (bar)	WP (psi)	BP (bar)	BP (psi)	Vacuum %	Weight (kg/m)	Weight (lb/ft)
152,0	6"	188,0	7,40	15	225	60	900	80,00	18,300	12,30







// HOSE IDENTIFICATION TABLE

Commercial Name	Structure	WP bar	Safety factor	BP bar	Certification
-----------------	-----------	--------	---------------	--------	---------------

FUEL & OIL

	RIGMASTER HD PETROLEUM DELIVERY	Soft Wall / Layflat	20	3:1	60	
	RIGMASTER PLUS PETROLEUM DELIVERY	Soft Wall / layflat	27	3:1	81	
	RIGMASTER HD PETROLEUM S&D	Hard Wall	20	3:1	60	
	648AA	Soft Wall	20	4:1	80	ABS
	615AA	Hard Wall	20	4:1	80	ABS
	642AA	Soft Wall	27	4:1	108	
	622AA	Hard Wall	40-35	4:1	160-140	ABS







BULK MATERIAL

	RIGMASTER HD BULK MATERIAL DELIVERY	Soft Wall / layflat	20	3:1	60	
	RIGMASTER PLUS BULK MATERIAL DELIVERY	Soft Wall / layflat	27	3:1	81	
	RIGMASTER BULK MATERIAL S&D	Hard Wall	10	3:1	30	
	RIGMASTER HD BULK MATERIAL S&D	Hard Wall	20	3:1	60	
	748AA	Soft Wall	20	4:1	80	ABS
	715AA	Hard Wall	20	4:1	80	ABS

Design and dimensions shown may be changed without prior notice

Commercial Name	Structure	WP bar	Safety factor	BP bar	Certification
-----------------	-----------	--------	---------------	--------	---------------

SERVICE WATER

	RIGMASTER WATER S&D	Hard wall	10	3:1	30	
	RIGMASTER HD WATER S&D	Hard wall	20	3:1	60	
	RIGMASTER HD POTABLE WATER DELIVERY	Soft Wall / layflat	20	3:1	60	
	RIGMASTER PLUS POTABLE WATER DELIVERY	Soft Wall / layflat	27	3:1	81	
	448LI	Soft Wall	20	4:1	80	ABS
	415LI	Hard Wall	20	4:1	80	ABS

TRACTION RESISTANT & CARGO

	641AA	Soft Wall	15	3:1	45	
	624AA	Hard Wall	15	4:1	60	
	725AA	Hard Wall	15	4:1	60	
	727AA	Hard Wall	15	4:1	60	



// DOCK

60DAA	Fuel-oil S&D 10 bar (150 psi) - EN 1765/S10.....	32
64AAA	Fuel-oil delivery 10 bar (150 psi) - EN 1765/L10.....	32
60NAA	Fuel-oil S&D 15 bar (225 psi) - EN 1765/S15.....	33
60GAA	Fuel-oil S&D 15 bar (225 psi) - EN 1765/S15.....	33
64DAA	Fuel-oil delivery 15 bar (225 psi) - EN 1765/L15.....	34
60JAA	LPG S&D - 25 bar (375 psi) - EN 1762/DM.....	34
60PAA	Fuel-oil S&D 20 bar (300 psi) - exceeds EN 1765/S15.....	35
64PAA	Fuel-oil delivery 20 bar (300 psi) - exceeds EN 1765/L15.....	35

// DOCK

// 60DAA

**Fuel-oil S&D 10 bar (150 psi)****EN 1765/S10****Tube:** black NBR.**Reinforcement:** high tensile textile cords with embedded steel helix wire.**Cover:** black CR- abrasion, ozone, sea water and hydrocarbon resistant.**Application:** crude oil and liquid petroleum products suction and delivery to/from tankers and bunkering vessels.

Max 50% aromatic content resistance.

Temperature: -20 °C +82 °C (-4 °F +180 °F)

ID (mm)	ID (in)	WP (bar)	WP (psi)	BP (bar)	BP (psi)	BR (mm)	BR (in)	Vacuum %	Weight (kg/m)	Weight (lb/ft)
100,0	4"	10	150	40	600	500	19,69	85,00	8,700	5,85
150,0	6"	10	150	40	600	750	29,53	85,00	16,700	11,23
200,0	8"	10	150	40	600	1000	39,37	85,00	25,500	17,14
250,0	10"	10	150	40	600	1250	49,21	85,00	35,000	23,53
300,0	12"	10	150	40	600	1500	59,06	85,00	51,800	34,82

Built-in fittings

// 64AAA

**Fuel-oil delivery 10 bar (150 psi)****EN 1765/L10****Tube:** black NBR.**Reinforcement:** high tensile textile cords.**Cover:** black CR- abrasion, ozone, sea water and hydrocarbon resistant.**Application:** crude oil and liquid petroleum products delivery to/from tankers and bunkering vessels.

Max 50% aromatic content resistance.

Temperature: -20 °C +82 °C (-4 °F +180 °F)

ID (mm)	ID (in)	WP (bar)	WP (psi)	BP (bar)	BP (psi)	BR (mm)	BR (in)	Weight (kg/m)	Weight (lb/ft)
100,0	4"	10	150	40	600	600	23,62	5,850	3,94
150,0	6"	10	150	40	600	900	35,43	9,450	6,36
200,0	8"	10	150	40	600	1200	47,24	14,100	9,48
250,0	10"	10	150	40	600	1500	59,06	17,400	11,70
300,0	12"	10	150	40	600	1800	70,87	24,550	16,50

Built-in fittings

Design and dimensions shown may be changed without prior notice

// 60NAA

**Fuel-oil S&D 15 bar (225 psi)****EN 1765/S15****Tube:** black NBR.**Reinforcement:** high tensile textile cords with embedded steel helix wire.**Cover:** black CR- abrasion, ozone, sea water and hydrocarbon resistant.**Application:** crude oil and liquid petroleum products suction and delivery to/from tankers and bunkering vessels.

Max 50% aromatic content resistance.

Temperature: -20 °C +82 °C (-4 °F +180 °F)

ID (mm)	ID (in)	OD (mm)	OD (in)	WP (bar)	WP (psi)	BP (bar)	BP (psi)	BR (mm)	BR (in)	Vacuum %	Weight (kg/m)	Weight (lb/ft)
76,0	3"	98,0	3,86	15	225	60	900	380	14,96	85,00	4,580	3,08
102,0	4"	128,0	5,04	15	225	60	900	510	20,08	85,00	7,850	5,28
152,0	6"	180,0	7,09	15	225	60	900	760	29,92	85,00	13,380	9,00

Available with swaged fittings

// 60GAA

**ABS****Fuel-oil S&D 15 bar (225 psi)****EN 1765/S15****Tube:** black NBR.**Reinforcement:** high tensile textile cords with embedded steel helix wire.**Cover:** black CR- abrasion, ozone, sea water and hydrocarbon resistant.**Application:** crude oil and liquid petroleum products suction and delivery to/from tankers and bunkering vessels.

Max 50% aromatic content resistance.

Temperature: -20 °C +82 °C (-4 °F +180 °F)

ID (mm)	ID (in)	WP (bar)	WP (psi)	BP (bar)	BP (psi)	BR (mm)	BR (in)	Vacuum %	Weight (kg/m)	Weight (lb/ft)
100,0	4"	15	225	60	900	500	19,69	85,00	10,100	6,79
150,0	6"	15	225	60	900	750	29,53	85,00	17,600	11,83
200,0	8"	15	225	60	900	1000	39,37	85,00	28,300	19,02
250,0	10"	15	225	60	900	1250	49,21	85,00	38,350	25,78
300,0	12"	15	225	60	900	1500	59,06	85,00	54,280	36,48

Built-in fittings

ABS Type approved.

// 64DAA



Fuel-oil delivery 15 bar (225 psi)

EN 1765/L15

Tube: black NBR.

Reinforcement: high tensile textile cords.

Cover: black CR- abrasion, ozone, sea water and hydrocarbon resistant.

Application: crude oil and liquid petroleum products delivery to/ from tankers and bunkering vessels.

Max 50% aromatic content resistance.

Temperature: -20 °C +82 °C (-4 °F +180 °F)

ID (mm)	ID (in)	WP (bar)	WP (psi)	BP (bar)	BP (psi)	BR (mm)	BR (in)	Weight (kg/m)	Weight (lb/ft)
100,0	4"	15	225	60	900	600	23,62	6,580	4,43
150,0	6"	15	225	60	900	900	35,43	10,500	7,06
200,0	8"	15	225	60	900	1200	47,24	16,100	10,82
250,0	10"	15	225	60	900	1500	59,06	19,900	13,38
300,0	12"	15	225	60	900	1800	70,87	28,500	19,16

Built-in fittings

// 60JAA



ABS

LPG S&D - 25 bar (375 psi)

EN 1762/DM

Tube: black NBR.

Reinforcement: high tensile textile cords with embedded steel helix wires.

Cover: black CR - abrasion, ozone, salt water and hydrocarbon resistant - pin pricked.

Application: LPG transfer in onshore and offshore applications. Also suitable for fuel and oil transfer.

Max 50% aromatic content resistance.

Electrically continuous (discontinuous on request).

Temperature: -30 °C +70 °C (-22 °F +158 °F)


ID (mm)	ID (in)	WP (bar)	WP (psi)	BP (bar)	BP (psi)	BR (mm)	BR (in)	Vacuum %	Weight (kg/m)	Weight (lb/ft)
100,0	4"	25	375	100	1500	400	15,75	85,00	14,400	9,68
150,0	6"	25	375	100	1500	600	23,62	85,00	21,700	14,59
200,0	8"	25	375	100	1500	800	31,50	100,00	32,000	21,51
250,0	10"	25	375	100	1500	1000	39,37	100,00	45,700	30,72
300,0	12"	25	375	100	1500	1200	47,24	100,00	65,640	44,12

Built-in fittings

ABS Type approved

Design and dimensions shown may be changed without prior notice

// 60PAA


**Fuel-oil S&D 20 bar (300 psi)
exceeds EN 1765/S15**

Tube: black NBR.

Reinforcement: high tensile textile cords with embedded steel helix wire.

Cover: black CR - abrasion, ozone, sea water and hydrocarbon resistant.

Application: fuel and oil suction and delivery.

Designed for long service life in heavy duty applications.

Also suitable for bunkering service.

Electrically continuous (discontinuous on request).

Temperature: -20 °C +82 °C (-4 °F +180 °F)

ID (mm)	ID (in)	OD (mm)	OD (in)	WP (bar)	WP (psi)	BP (bar)	BP (psi)	BR (mm)	BR (in)	Vacuum %	Weight (kg/m)	Weight (lb/ft)
76,0	3"	94,0	3,70	20	300	60	900	380	14,96	85,00	3,350	2,26
102,0	4"	125,0	4,92	20	300	60	900	510	20,08	85,00	5,680	3,82
152,0	6"	176,0	6,93	20	300	60	900	760	29,92	85,00	11,320	7,61
203,0	8"	233,0	9,17	20	300	60	900	1000	39,37	85,00	18,280	12,29
254,0	10"	288,0	11,34	20	300	60	900	1270	50,00	85,00	26,440	17,77
300,0	12"	340,0	13,39	20	300	60	900	1500	59,06	85,00	36,620	24,62

// 64PAA


**Fuel-oil delivery 20 bar (300 psi)
exceeds EN 1765/L15**

Tube: black NBR.

Reinforcement: high tensile textile cords - antistatic wire.

Cover: black CR - abrasion, ozone, sea water and hydrocarbon resistant.

Application: fuel and oil delivery.

Designed for long service life in heavy duty applications.

Also suitable for bunkering service.

Electrically continuous (discontinuous on request).

Temperature: -20 °C +82 °C (-4 °F +180 °F)

ID (mm)	ID (in)	OD (mm)	OD (in)	WP (bar)	WP (psi)	BP (bar)	BP (psi)	Weight (kg/m)	Weight (lb/ft)
76,0	3"	92,0	3,62	20	300	60	900	3,480	2,34
102,0	4"	120,0	4,72	20	300	60	900	4,250	2,86
152,0	6"	172,0	6,77	20	300	60	900	7,330	4,93
203,0	8"	227,0	8,94	20	300	60	900	11,760	7,91



// FUEL-OIL

655AA	Fuel-oil delivery 16 bar (240 psi) - exceeds EN 1761.....	37
619AA	Fuel-oil S&D 16 bar (240 psi) - exceeds EN 1761 - EN 12115.....	37
620AA	Fuel-oil S&D 20 bar (300 psi).....	38

Design and dimensions shown may be changed without prior notice

// FUEL-OIL

// 655AA

**Fuel-oil delivery 16 bar (240 psi)
exceeds EN 1761****Tube:** black conductive NBR.**Reinforcement:** high tensile textile cords.**Cover:** black conductive CR - abrasion, ozone, hydrocarbon and fire resistant.**Application:** fuel and oil delivery.

Designed for long service life in heavy duty applications.

Temperature: -30 °C +70 °C (-22 °F +158 °F)

ID (mm)	ID (in)	OD (mm)	OD (in)	WP (bar)	WP (psi)	BP (bar)	BP (psi)	BR (mm)	BR (in)	Weight (kg/m)	Weight (lb/ft)
19,0	3/4"	31,0	1,22	16	240	48	720	125	4,92	0,580	0,39
25,0	1"	37,0	1,46	16	240	48	720	150	5,91	0,720	0,49
32,0	1 1/4"	44,0	1,73	16	240	48	720	175	6,89	0,900	0,61
38,0	1 1/2"	51,0	2,01	16	240	48	720	225	8,86	1,060	0,72
51,0	2"	67,0	2,64	16	240	48	720	275	10,83	1,630	1,10
63,0	2 1/2"	79,0	3,11	16	240	48	720	300	11,81	1,980	1,34
76,0	3"	92,0	3,62	16	240	48	720	350	13,78	2,100	1,42
102,0	4"	118,0	4,65	16	240	48	720	450	17,72	2,820	1,90
152,0	6"	170,0	6,69	16	240	48	720	750	29,53	5,450	3,67

// 619AA

**Fuel-oil S&D 16 bar (240 psi)
exceeds EN 1761 - EN 12115****Tube:** black conductive NBR.**Reinforcement:** high tensile textile cords with embedded steel helix wire - antistatic wire.**Cover:** black conductive CR - abrasion, ozone, hydrocarbon and fire resistant.**Application:** fuel and oil suction and delivery.

Designed for long service life in heavy duty applications.

Suitable to be used in potentially explosive environments.

Temperature: -30 °C +70 °C (-22 °F +158 °F)

ID (mm)	ID (in)	OD (mm)	OD (in)	WP (bar)	WP (psi)	BP (bar)	BP (psi)	BR (mm)	BR (in)	Vacuum %	Weight (kg/m)	Weight (lb/ft)
19,0	3/4"	31,0	1,22	16	240	64	960	95	3,74	100,00	0,650	0,44
32,0	1 1/4"	44,0	1,73	16	240	64	960	175	6,89	100,00	0,990	0,67
38,0	1 1/2"	51,0	2,01	16	240	64	960	225	8,86	100,00	1,240	0,84
50,0	2"	66,0	2,60	16	240	64	960	275	10,83	100,00	1,820	1,23
51,0	2"	67,0	2,64	16	240	64	960	275	10,83	100,00	1,850	1,25
63,0	2 1/2"	79,0	3,11	16	240	64	960	300	11,81	90,00	2,350	1,58
75,0	3"	91,0	3,58	16	240	64	960	350	13,78	90,00	2,770	1,87
76,0	3"	92,0	3,62	16	240	64	960	350	13,78	90,00	2,810	1,89
100,0	4"	116,0	4,57	16	240	64	960	450	17,72	90,00	3,890	2,62
102,0	4"	118,0	4,65	16	240	64	960	450	17,72	90,00	3,950	2,66

// 620AA

**Fuel-oil S&D 20 bar (300 psi)**

Tube: black conductive NBR.

Reinforcement: high tensile textile cords with embedded steel helix wire - antistatic wire.

Cover: black CR - abrasion, ozone and hydrocarbon resistant.

Application: fuel and oil suction and delivery.

Designed for long service life in heavy duty applications.

Temperature: -30 °C +80 °C (-22 °F +176 °F)

ID (mm)	ID (in)	OD (mm)	OD (in)	WP (bar)	WP (psi)	BP (bar)	BP (psi)	BR (mm)	BR (in)	Vacuum %	Weight (kg/m)	Weight (lb/ft)
51,0	2"	63,0	2,48	20	300	60	900	204	8,03	100,00	1,660	1,12
63,0	2 1/2"	77,0	3,03	20	300	60	900	252	9,92	90,00	2,150	1,45
76,0	3"	90,0	3,54	20	300	60	900	304	11,97	90,00	2,660	1,79
102,0	4"	118,0	4,65	20	300	60	900	408	16,06	90,00	3,630	2,44
127,0	5"	145,0	5,71	20	300	60	900	508	20,00	80,00	6,120	4,12
152,0	6"	172,0	6,77	20	300	60	900	608	23,94	80,00	8,310	5,59
203,0	8"	225,0	8,86	20	300	60	900	812	31,97	70,00	12,400	8,34



// FLOATING ROOF DRAIN

906AA Roof drain 10 bar (150 psi).....40

// FLOATING ROOF DRAIN

// 906AA



Roof drain 10 bar (150 psi)

Tube: black conductive NBR.

Reinforcement: high tensile textile cords with embedded steel helix wire.

Cover: black conductive NBR- abrasion, ozone and hydrocarbon resistant.

Application: rain water drainage in floating petrochemical storage tank roofs. 80% max aromatic content resistance. Available with swaged fittings.

Also available: 905AA with Viton cover 100% aromatic content resistance.

Temperature: -20 °C +82 °C (-4 °F +180 °F)

ID (mm)	ID (in)	OD (mm)	OD (in)	WP (bar)	WP (psi)	BP (bar)	BP (psi)	BR (mm)	BR (in)	Vacuum %	Weight (kg/m)	Weight (lb/ft)
152,0	6"	180,0	7,09	10	150	30	450	760	29,92	80,00	10,640	7,16



// STEAM

340AA	Steam 18 bar (270 psi) - Steel braided.....	42
340AH	Steam 18 bar (270 psi) - Steel braided.....	42
344AH	Steam 18 bar (270 psi) - Steel braided - ISO 6134 2A.....	43
343AH	Steam 18 bar (270 psi) - Oil resistant - Steel braided - ISO 6134 2B.....	43
341AA	Steam 18 bar (270 psi) - CIIR - Steel braided.....	43
341AH	Steam 18 bar (270 psi) - CIIR - Steel braided.....	44

// STEAM

// 340AA



EXTRUDED
TUBE

Ω
R \leq 10 $^\circ\Omega$

Ω/T
R \leq 10 $^\circ\Omega$

Steam 18 bar (270 psi) - Steel braided

Tube: black conductive EPDM.

Reinforcement: one or two high tensile steel wire braids.

Cover: black conductive EPDM - heat, abrasion and ozone resistant - pin pricked.

Application: saturated and superheated steam.

Temperature: -40 °C +210 °C (-40 °F +410 °F) intermittent to 232 °C (450 °F)

ID (mm)	ID (in)	OD (mm)	OD (in)	WP (bar)	WP (psi)	BP (bar)	BP (psi)	BR (mm)	BR (in)	Weight (kg/m)	Weight (lb/ft)
13,0	1/2"	23,0	0,91	18	270	180	2610	130	5,12	0,390	0,27
19,0	3/4"	31,0	1,22	18	270	180	2610	190	7,48	0,820	0,56
25,0	1"	38,0	1,50	18	270	180	2610	250	9,84	1,040	0,70

// 340AH



EXTRUDED
TUBE

Steam 18 bar (270 psi) - Steel braided

Tube: black conductive EPDM.

Reinforcement: one or two high tensile steel wire braids.

Cover: red EPDM - heat, abrasion and ozone resistant - pin pricked.

Application: saturated and superheated steam.

Temperature: -40 °C +210 °C (-40 °F +410 °F) intermittent to 232 °C (450 °F)

ID (mm)	ID (in)	OD (mm)	OD (in)	WP (bar)	WP (psi)	BP (bar)	BP (psi)	BR (mm)	BR (in)	Weight (kg/m)	Weight (lb/ft)
13,0	1/2"	23,0	0,91	18	270	180	2610	130	5,12	0,390	0,27
16,0	5/8"	26,0	1,02	18	270	180	2610	160	6,30	0,470	0,32
19,0	3/4"	31,0	1,22	18	270	180	2610	190	7,48	0,830	0,56
25,0	1"	38,0	1,50	18	270	180	2610	250	9,84	1,050	0,71
32,0	1 1/4"	46,0	1,81	18	270	180	2610	320	12,60	1,370	0,93
38,0	1 1/2"	52,0	2,05	18	270	180	2610	380	14,96	1,590	1,07
51,0	2"	67,0	2,64	18	270	180	2610	510	20,08	2,460	1,66
63,0	2 1/2"	81,0	3,19	18	270	180	2610	630	24,80	3,240	2,18
76,0	3"	94,0	3,70	18	270	180	2610	760	29,92	4,250	2,86

Design and dimensions shown may be changed without prior notice

// 344AH

EXTRUDED
TUBEM
R≤10°Ω**Steam 18 bar (270 psi) - Steel braided
ISO 6134 2A****Tube:** black conductive EPDM.**Reinforcement:** one or two high tensile steel wire braids.**Cover:** red EPDM - heat, abrasion and ozone resistant - pin pricked.**Application:** saturated and superheated steam.**Temperature:** -40 °C +210 °C (-40 °F +410 °F)
intermittent to 232 °C (450 °F)

ID (mm)	ID (in)	OD (mm)	OD (in)	WP (bar)	WP (psi)	BP (bar)	BP (psi)	BR (mm)	BR (in)	Weight (kg/m)	Weight (lb/ft)	Brand
13,0	1/2"	25,0	0,98	18	270	180	2610	130	5,12	0,490	0,33	AG
19,0	3/4"	33,0	1,30	18	270	180	2610	190	7,48	0,950	0,64	AG
25,0	1"	40,0	1,57	18	270	180	2610	250	9,84	1,190	0,80	AG

// 343AH

EXTRUDED
TUBEM
R≤10°Ω**Steam 18 bar (270 psi) - Oil resistant - Steel
braided****ISO 6134 2B****Tube:** black conductive EPDM.**Reinforcement:** high tensile steel wire braids.**Cover:** red special rubber compound - heat, abrasion, ozone and hydrocarbon resistant - pin pricked.**Application:** saturated and superheated steam in applications where an oil resistant cover is required.

Black version available upon request with minimum order quantities.

Temperature: -40 °C +210 °C (-40 °F +410 °F)
intermittent to 232 °C (450 °F)

ID (mm)	ID (in)	OD (mm)	OD (in)	WP (bar)	WP (psi)	BP (bar)	BP (psi)	BR (mm)	BR (in)	Weight (kg/m)	Weight (lb/ft)
19,0	3/4"	33,0	1,30	18	270	180	2610	190	7,48	1,010	0,68
25,0	1"	40,0	1,57	18	270	180	2610	250	9,84	1,260	0,85

// 341AA

EXTRUDED
TUBEΩ
R≤10°ΩΩ/T
R≤10°Ω**Steam 18 bar (270 psi) - CIIR - Steel braided****Tube:** black conductive chlorobutyl blend.**Reinforcement:** one or two high tensile steel wire braids.**Cover:** black conductive EPDM - heat, abrasion and ozone resistant - pin pricked.**Application:** saturated and superheated steam.**Temperature:** -40 °C +210 °C (-40 °F +410 °F)
intermittent to 232 °C (450 °F)

ID (mm)	ID (in)	OD (mm)	OD (in)	WP (bar)	WP (psi)	BP (bar)	BP (psi)	BR (mm)	BR (in)	Weight (kg/m)	Weight (lb/ft)
13,0	1/2"	23,0	0,91	18	270	180	2610	130	5,12	0,390	0,27
19,0	3/4"	31,0	1,22	18	270	180	2610	190	7,48	0,820	0,56
25,0	1"	38,0	1,50	18	270	180	2610	250	9,84	1,040	0,70
32,0	1 1/4"	46,0	1,81	18	270	180	2610	320	12,60	1,360	0,92
38,0	1 1/2"	52,0	2,05	18	270	180	2610	380	14,96	1,580	1,07
51,0	2"	67,0	2,64	18	270	180	2610	510	20,08	2,450	1,65

// 341AH



EXTRUDED
TUBE

Steam 18 bar (270 psi) - CIIR - Steel braided

Tube: black conductive chlorobutyl blend.

Reinforcement: one or two high tensile steel wire braids.

Cover: red EPDM - heat, abrasion and ozone resistant - pin pricked.

Application: saturated and superheated steam.

Temperature: -40 °C +210 °C (-40 °F +410 °F) intermittent to 232 °C (450 °F)

ID (mm)	ID (in)	OD (mm)	OD (in)	WP (bar)	WP (psi)	BP (bar)	BP (psi)	BR (mm)	BR (in)	Weight (kg/m)	Weight (lb/ft)
13,0	1/2"	23,0	0,91	18	270	180	2610	130	5,12	0,390	0,27
19,0	3/4"	31,0	1,22	18	270	180	2610	190	7,48	0,830	0,56
25,0	1"	38,0	1,50	18	270	180	2610	250	9,84	1,050	0,71
32,0	1 1/4"	46,0	1,81	18	270	180	2610	320	12,60	1,370	0,93
38,0	1 1/2"	52,0	2,05	18	270	180	2610	380	14,96	1,600	1,08
51,0	2"	67,0	2,64	18	270	180	2610	510	20,08	2,470	1,66



// ACID, CHEMICAL & MULTIPURPOSE

529AA	Acid-chemical S&D 16 bar (240 psi) - UPE - EN 12115 - EU 10/2011 A+B+C+D2.....	46
5090E	Acid-chemical S&D 16 bar (240 psi) - UPE - FDA - EU 10/2011 A+B+C+D2.....	46
5190E	Acid-chemical S&D 16 bar (240 psi) - UPE - Corrugated - FDA - EU 10/2011 A+B+C+D2.....	47
954AH	Multipurpose 20 bar (300 psi) - Non conductive.....	47
15NAK	Nitrogen 20 bar (300 psi) - heavy duty.....	47

// ACID, CHEMICAL & MULTIPURPOSE

// 529AA



Acid-chemical S&D 16 bar (240 psi) - UPE EN 12115 - EU 10/2011 A+B+C+D2

Tube: black conductive UPE (Ultra High Molecular Weight Polyethylene).

Reinforcement: high tensile textile cords with embedded steel helix wire - antistatic wire.

Cover: black conductive EPDM - abrasion, ozone and fire resistant.

Application: acid and chemical suction and delivery. Suitable for 98% of existing chemicals.

Suitable to be used in potentially explosive environments.

Temperature: -30 °C +100 °C (-22 °F +212 °F) depending on conveyed chemical

ID (mm)	ID (in)	OD (mm)	OD (in)	WP (bar)	WP (psi)	BP (bar)	BP (psi)	BR (mm)	BR (in)	Vacuum %	Weight (kg/m)	Weight (lb/ft)
19,0	3/4"	31,0	1,22	16	240	64	960	114	4,49	90,00	0,660	0,45
25,0	1"	37,0	1,46	16	240	64	960	150	5,91	90,00	0,810	0,55
32,0	1 1/4"	44,0	1,73	16	240	64	960	192	7,56	90,00	1,010	0,68
38,0	1 1/2"	51,0	2,01	16	240	64	960	228	8,98	90,00	1,340	0,91
50,0	2"	66,0	2,60	16	240	64	960	300	11,81	90,00	1,970	1,33
51,0	2"	67,0	2,64	16	240	64	960	306	12,05	90,00	2,000	1,35
75,0	3"	91,0	3,58	16	240	64	960	450	17,72	80,00	2,760	1,86
76,0	3"	92,0	3,62	16	240	64	960	456	17,95	80,00	2,790	1,88
100,0	4"	116,0	4,57	16	240	64	960	600	23,62	80,00	3,870	2,61
102,0	4"	118,0	4,65	16	240	64	960	612	24,09	80,00	3,930	2,65

// 5090E



Acid-chemical S&D 16 bar (240 psi) - UPE FDA - EU 10/2011 A+B+C+D2

Tube: transparent UPE (Ultra High Molecular Weight Polyethylene).

Reinforcement: high tensile textile cords with embedded steel helix wire.

Cover: blue EPDM - abrasion and ozone resistant.

Application: acid and chemical suction and delivery. Suitable for 98% of existing chemicals.

Temperature: -30 °C +100 °C (-22 °F +212 °F) depending on conveyed chemical

ID (mm)	ID (in)	OD (mm)	OD (in)	WP (bar)	WP (psi)	BP (bar)	BP (psi)	BR (mm)	BR (in)	Vacuum %	Weight (kg/m)	Weight (lb/ft)
19,0	3/4"	31,0	1,22	16	240	48	720	114	4,49	90,00	0,620	0,42
25,0	1"	37,0	1,46	16	240	48	720	150	5,91	90,00	0,770	0,52
32,0	1 1/4"	44,0	1,73	16	240	48	720	192	7,56	90,00	0,950	0,64
38,0	1 1/2"	50,0	1,97	16	240	48	720	228	8,98	90,00	1,090	0,74
40,0	1 9/16"	52,0	2,05	16	240	48	720	240	9,45	90,00	1,140	0,77
51,0	2"	63,0	2,48	16	240	48	720	306	12,05	90,00	1,440	0,97
63,0	2 1/2"	77,0	3,03	16	240	48	720	378	14,88	90,00	2,240	1,51
76,0	3"	92,0	3,62	16	240	48	720	456	17,95	80,00	3,050	2,05
102,0	4"	118,0	4,65	16	240	48	720	612	24,09	80,00	4,170	2,81

Design and dimensions shown may be changed without prior notice

// 5190E

**Acid-chemical S&D 16 bar (240 psi) - UPE - Corrugated****FDA - EU 10/2011 A+B+C+D2**

Tube: transparent UPE (Ultra High Molecular Weight Polyethylene).

Reinforcement: high tensile textile cords with embedded steel helix wire.

Cover: blue EPDM - abrasion and ozone resistant.

Application: acid and chemical suction and delivery.

Suitable for 98% of existing chemicals.

Special construction for maximum flexibility.

Temperature: -30 °C +100 °C (-22 °F +212 °F) depending on conveyed chemical

ID (mm)	ID (in)	WP (bar)	WP (psi)	BP (bar)	BP (psi)	BR (mm)	BR (in)	Vacuum %	Weight (kg/m)	Weight (lb/ft)
51,0	2"	16	240	48	720	153	6,02	90,00	1,450	0,98
76,0	3"	16	240	48	720	228	8,98	90,00	2,600	1,75
102,0	4"	16	240	48	720	306	12,05	90,00	4,240	2,85

// 954AH

**Multipurpose 20 bar (300 psi) - Non conductive**

Tube: black non conductive NBR.

Reinforcement: high tensile textile cords.

Cover: red NBR/PVC - abrasion, ozone and hydrocarbon resistant.

Application: premium quality compressed air, water, fuel and oil delivery in general industrial applications.

Temperature: -30 °C +80 °C (-22 °F +176 °F)

ID (mm)	ID (in)	OD (mm)	OD (in)	WP (bar)	WP (psi)	BP (bar)	BP (psi)	Weight (kg/m)	Weight (lb/ft)
10,0	3/8"	17,0	0,67	20	300	60	900	0,210	0,15
13,0	1/2"	21,0	0,83	20	300	60	900	0,290	0,20
19,0	3/4"	28,0	1,10	20	300	60	900	0,440	0,30
25,0	1"	35,0	1,38	20	300	60	900	0,640	0,44
32,0	1 1/4"	44,0	1,73	20	300	60	900	0,880	0,60
38,0	1 1/2"	50,0	1,97	20	300	60	900	1,020	0,69
51,0	2"	65,0	2,56	20	300	60	900	1,450	0,98

// 15NAK

**Nitrogen 20 bar (300 psi) - heavy duty**

Tube: black SBR/NBR - oil mist resistant.

Reinforcement: high tensile textile cords.

Cover: yellow SBR - abrasion and ozone resistant. Pin-pricked.

Application: nitrogen and inert gases in heavy duty applications.

Temperature: -30 °C +80 °C (-22 °F +176 °F)

ID (mm)	ID (in)	OD (mm)	OD (in)	WP (bar)	WP (psi)	BP (bar)	BP (psi)	Weight (kg/m)	Weight (lb/ft)
19,0	3/4"	29,0	1,14	20	300	60	900	0,580	0,39
25,0	1"	35,0	1,38	20	300	60	900	0,730	0,50
32,0	1 1/4"	44,0	1,73	20	300	60	900	0,890	0,60
38,0	1 1/2"	50,0	1,97	20	300	60	900	1,040	0,70

// UMBILICAL

Custom-made bundle of hoses and/or electrical cables

Cover: Polyurethane or PVC

Applications:

- Subsea diving
- Oil well intervention
- Land control BOP





// SEISMIC

250AK	Seismic 5 bar (75 psi).....	50
25SAH	Seismic Extra 10 bar (150psi).....	50
ROV OPERATION	Marine high pressure hydraulic - 350 bar (5000 psi).....	51
R8 MARINE	Marine high pressure hydraulic - from 140 to 420 bar (2000 to 6000 psi).....	51

// SEISMIC

// 250AK

**Seismic 5 bar (75 psi)****Tube:** black EPDM.**Reinforcement:** high tensile textile cords.**Cover:** yellow EPDM with silver stripes - abrasion and ozone resistant.**Application:** flotation buoy in seismic monitoring operations.**Temperature:** -30 °C +80 °C (-22 °F +176 °F)

ID (mm)	ID (in)	OD (mm)	OD (in)	WP (bar)	WP (psi)	BP (bar)	BP (psi)	Weight (kg/m)	Weight (lb/ft)	Brand
305,0	12"	317,0	12,48	5	75	15	225	8,750	5,89	DH
457,0	18"	477,0	18,78	5	75	15	225	18,360	12,34	DH

// 25SAH

**Seismic Extra 10 bar (150psi)****Tube:** black EPDM.**Reinforcement:** high tensile textile cords.**Cover:** red EPDM - abrasion and sea-water resistant.**Application:** cable protection in seismic operations.**Temperature:** -30 °C +80 °C (-22 °F +176 °F)

ID (mm)	ID (in)	OD (mm)	OD (in)	WP (bar)	WP (psi)	BP (bar)	BP (psi)	Weight (kg/m)	Weight (lb/ft)
102,0	4"	136,0	5,35	10	150	30	450	6,940	4,67
127,0	5"	161,0	6,34	10	150	30	450	8,630	5,80
152,0	6"	188,0	7,40	10	150	30	450	11,580	7,79

Design and dimensions shown may be changed without prior notice

// ROV OPERATION

**Marine high pressure hydraulic - 350 bar (5000 psi)**

Tube: oil and biodegradable hydraulic fluid resistant polyamide 11 methanol washed.

Reinforcement: high tensile aramid reinforcement.

Cover: oil, water and ozone resistant polyurethane, non-pin-pricked.

Application: marine and off-shore equipment, ROVs (remotely operated vehicles), BOP valves.

Suitable for off-shore seismic monitoring operations.

Manufactured according to API 17E / ISO 13628-5.

Temperature: -40 °C to +100 °C (-40 °F to +212 °F)
air and water max T = +70 °C (+160 °F)

Length: random

DH SCAN crimp short code: OFSM5K

ID (mm)	ID (in)	OD (mm)	OD (in)	WP (bar)	WP (psi)	BP (bar)	BP (psi)	BR (mm)	BR (in)	Weight (kg/m)	Weight (lb/ft)
5,0	3/16"	9,6	0,38	350	5000	1400	20000	30	1,18	0,060	0,05
6,0	1/4"	12,1	0,48	350	5000	1400	20000	50	1,97	0,090	0,07
10,0	3/8"	17,1	0,67	350	5000	1400	20000	60	2,36	0,170	0,12
13,0	1/2"	21,9	0,86	350	5000	1400	20000	80	3,15	0,250	0,17
19,0	3/4"	29,6	1,17	350	5000	1400	20000	150	5,91	0,400	0,27
25,0	1"	38,6	1,52	350	5000	1400	20000	250	9,84	0,685	0,47

Recommended fitting: AISI 316 SS NPTF male, JIC female and male // Also available in 3000 psi version.

// R8 MARINE

**Marine high pressure hydraulic - from 140 to 420 bar (2000 to 6000 psi)**

Tube: oil and biodegradable hydraulic fluid resistant polyester.

Reinforcement: high tensile aramid reinforcement.

Cover: oil, water and ozone resistant polyurethane, pin-pricked.

Application: marine and off-shore equipment, cranes, marine, transport systems.

Off-shore seismic monitoring operations.

Also recommended for general on-shore equipment, in high humidity environment.

Meets or exceeds SAE 100R8.

Temperature: -40 °C to +100 °C (-40 °F to +212 °F)

limited to +70 °C (+158 °F) for air and water based fluids

Notes: Recommended Fittings: AISI 316 SS: NPTF male, JIC female and male.

ID (mm)	ID (in)	OD (mm)	OD (in)	WP (bar)	WP (psi)	BP (bar)	BP (psi)	BR (mm)	BR (in)	Weight (kg/m)	Weight (lb/ft)
5,0	3/16"	8,9	0,35	350	5000	1400	20000	30	1,18	0,055	0,04
6,0	1/4"	11,5	0,45	350	5000	1400	20000	50	1,97	0,085	0,06
8,0	5/16"	13,4	0,53	300	4300	1200	17450	55	2,17	0,105	0,08
10,0	3/8"	15,5	0,61	280	4000	1120	16000	60	2,36	0,135	0,10
13,0	1/2"	19,9	0,78	245	3500	980	14000	80	3,15	0,200	0,14
16,0	5/8"	23,4	0,92	200	2900	800	11650	125	4,92	0,250	0,17
19,0	3/4"	26,9	1,06	165	2400	660	9600	150	5,91	0,320	0,22
25,0	1"	34,2	1,35	140	2000	560	8000	200	7,87	0,430	0,29



// WATERBLAST

WATERBLAST - WB10L.....	53
WATERBLAST - WB15L.....	53
WATERBLAST - WB20L.....	54

Design and dimensions shown may be changed without prior notice

// WATERBLAST

// WATERBLAST - WB10L



Tube: oil and water resistant synthetic rubber.
Reinforcement: four high tensile steel spirals.
Cover: oil, water and ozone resistant synthetic rubber.
Application: very high pressure water jetting.
Temperature: -10 °C +70 °C (14 °F +158 °F)
Length: multiples of lengths shown in below grid.
DH SCAN crimp short code: WB10L

Constr.	ID (Dash)	ID (mm)	ID (in)	OD (mm)	OD (in)	WP (Mpa)	WP (psi)	BP (Mpa)	BP (psi)	BR (mm)	BR (in)	Weight (kg/m)	Weight (lb/ft)	Length (m)
4WS	8	13,0	1/2"	23,5	0,93	70,0	10000	175,0	25000	200	7,87	0,805	0,55	15,250
4WS	12	19,0	3/4"	32,2	1,27	70,0	10000	175,0	25000	210	8,27	1,450	0,98	15,250
4WS	16	25,0	1"	38,7	1,52	70,0	10000	175,0	25000	320	12,60	2,012	1,36	15,250

// WATERBLAST - WB15L



Tube: oil and water resistant synthetic rubber.
Reinforcement: four high tensile steel spirals.
Cover: oil, water and ozone resistant synthetic rubber.
Application: very high pressure water jetting.
Temperature: -10 °C +70 °C (14 °F +158 °F)
Length: multiples of lengths shown in below grid.
DH SCAN crimp short code: WB15L

Constr.	ID (Dash)	ID (mm)	ID (in)	OD (mm)	OD (in)	WP (Mpa)	WP (psi)	BP (Mpa)	BP (psi)	BR (mm)	BR (in)	Weight (kg/m)	Weight (lb/ft)	Length (m)
4WS	6	10,0	3/8"	21,2	0,83	124,0	18000	310,0	45000	150	5,91	0,850	0,58	15,250
4WS	8	13,0	1/2"	25,8	1,02	110,0	16000	275,0	40000	200	7,87	1,215	0,82	15,250
4WS	12	19,0	3/4"	32,3	1,27	100,0	14500	250,0	36000	280	11,02	1,683	1,14	15,250

// WATERBLAST - WB20L



Tube: oil and water resistant synthetic rubber.

Reinforcement: four or six high tensile steel spirals or four high tensile steel spiral and one steel braid.

Cover: oil, water and ozone resistant synthetic rubber.

Application: very high pressure water jetting.

Temperature: -10 °C +70 °C (14 °F +158 °F)

Length: multiples of lengths shown in below grid.

DH SCAN crimp short code: WB20L

Constr.	ID (Dash)	ID (mm)	ID (in)	OD (mm)	OD (in)	WP (Mpa)	WP (psi)	BP (Mpa)	BP (psi)	BR (mm)	BR (in)	Weight (kg/m)	Weight (lb/ft)	Length (m)
4WS	4	6,0	1/4"	16,4	0,65	140,0	20000	350,0	50000	125	4,92	0,574	0,39	15,250
4WS	5	8,0	5/16"	17,3	0,68	140,0	20000	350,0	50000	135	5,31	0,660	0,45	15,250
4WS+1WB	6	10,0	3/8"	22,5	0,89	140,0	20000	350,0	50000	150	5,91	1,021	0,69	15,250
4WS+1WB	8	13,0	1/2"	26,6	1,05	140,0	20000	350,0	50000	200	7,87	1,433	0,97	15,250
6WS	12	19,0	3/4"	35,0	1,38	140,0	20000	350,0	50000	300	11,81	2,422	1,63	15,250



// HYDRAULIC HOSE

FLEXOPAK 2 - MINETUFF	EN 857 2SC (up to 1") - ISO 11237 - SAE 100 R16.....	56
ALFABIOTECH EVOLUTION 3000 - MINETUFF	ISO 18752 - exceeds SAE 100 R12.....	56
ALFABIOTECH EVOLUTION 4000 - MINETUFF	ISO 18752.....	57
ALFABIOTECH EVOLUTION 5000 - MINETUFF	exceeds ISO 18752.....	57
ALFABIOTECH EVOLUTION 5000 PLUS - MINETUFF	ISO 18752.....	58
ALFABIOTECH EVOLUTION 6000 - MINETUFF	ISO 18752 - exceeds SAE 100 R15.....	58

// HYDRAULIC HOSE

// FLEXOPAK 2 - MINETUFF



MSHA

EN 857 2SC (up to 1") - ISO 11237 - SAE 100 R16

Tube: oil resistant synthetic rubber.
Reinforcement: two high tensile steel braids.
Cover: smooth up to 1", wrapped over 1". Abrasion, ozone and hydrocarbon resistant synthetic rubber.
Application: high pressure hydraulic lines, fuel oil, antifreeze solutions, air and water.
Temperature: -40 °C +100 °C (-40 °F +212 °F)
 air max T = +70 °C (+160 °F)
Length: random up to 1" - 61 m max over 1 1/4"

ID (Dash)	ID (mm)	ID (in)	OD (mm)	OD (in)	WP (Mpa)	WP (psi)	BP (Mpa)	BP (psi)	BR (mm)	BR (in)	Weight (kg/m)	Weight (lb/ft)
4	6,0	1/4"	13,0	0,51	42,0	6000	168,0	24000	50	1,97	0,259	0,18
5	8,0	5/16"	14,5	0,57	37,5	5500	150,0	22000	55	2,17	0,313	0,22
6	10,0	3/8"	16,8	0,66	35,0	5000	140,0	20000	65	2,56	0,373	0,26
8	13,0	1/2"	20,6	0,81	31,0	4500	124,0	18000	90	3,54	0,502	0,34
10	16,0	5/8"	23,2	0,91	28,0	4000	112,0	16000	100	3,94	0,598	0,41
12	19,0	3/4"	27,9	1,10	24,0	3500	96,0	14000	120	4,72	0,821	0,56
16	25,0	1"	35,5	1,40	21,0	3000	84,0	12000	150	5,91	1,266	0,86
20	32,0	1 1/4"	42,2	1,66	14,0	2000	58,0	8400	210	8,27	1,367	0,92
24	38,0	1 1/2"	49,9	1,96	12,5	1820	50,0	7280	430	16,93	1,864	1,26
32	51,0	2"	63,0	2,48	10,0	1500	40,0	5850	550	21,65	2,462	1,66
40	63,0	2 1/2"	76,4	3,01	7,5	1100	30,0	4300	720	28,35	3,300	2,22
48	76,0	3"	90,0	3,54	7,0	1000	28,0	4000	880	34,65	3,850	2,59

// ALFABIOTECH EVOLUTION 3000 - MINETUFF **NEW**



MSHA

ISO 18752 - exceeds SAE 100 R12

Tube: petroleum and biodegradable hydraulic fluid resistant synthetic rubber.
Reinforcement: four high tensile steel spirals.
Cover: abrasion, ozone and hydrocarbon resistant synthetic rubber.
Application: very high pressure hydraulic lines, fuel, oil, lubricants, antifreeze solution, air and water.
 Specially designed for long service life in very demanding applications where compact design, high pulsating pressure and tight bend radius are required.
Temperature: -40 °C +121 °C (-40 °F +250 °F)
Length: 61 m max

ID (Dash)	ID (mm)	ID (in)	OD (mm)	OD (in)	WP (Mpa)	WP (psi)	BP (Mpa)	BP (psi)	BR (mm)	BR (in)	Weight (kg/m)	Weight (lb/ft)
20	32,0	1 1/4"	44,9	1,77	21,0	3000	84,0	12000	210	8,27	1,876	1,27
24	38,0	1 1/2"	50,6	1,99	21,0	3000	84,0	12000	250	9,84	2,357	1,59
32	51,0	2"	64,7	2,55	21,0	3000	84,0	12000	318	12,52	3,537	2,38

Design and dimensions shown may be changed without prior notice

// ALFABIOTECH EVOLUTION 4000 -
MINETUFF **NEW**

MSHA

ISO 18752

Tube: petroleum and biodegradable hydraulic fluid resistant synthetic rubber.**Reinforcement:** four high tensile steel spirals.**Cover:** smooth up to 1", wrapped over 1". Abrasion, ozone and hydrocarbon resistant synthetic rubber.**Application:** very high pressure hydraulic lines, fuel, oil, lubricants, antifreeze solution, air and water.

Specially designed for long service life in very demanding applications where compact design, high pulsating pressure and tight bend radius are required.

Temperature: -40 °C +121 °C (-40 °F +250 °F)**Length:** random up to 1" - 61 m max over 1 1/4"

ID (Dash)	ID (mm)	ID (in)	OD (mm)	OD (in)	WP (Mpa)	WP (psi)	BP (Mpa)	BP (psi)	BR (mm)	BR (in)	Weight (kg/m)	Weight (lb/ft)
8	13,0	1/2"	22,6	0,89	28,0	4000	112,0	16000	90	3,54	0,624	0,42
12	19,0	3/4"	29,0	1,14	28,0	4000	112,0	16000	120	4,72	0,978	0,66
16	25,0	1"	37,2	1,46	28,0	4000	112,0	16000	150	5,91	1,479	1,00
20	32,0	1 1/4"	44,2	1,74	28,0	4000	112,0	16000	210	8,27	2,214	1,49
24	38,0	1 1/2"	50,6	1,99	29,0	4200	116,0	16800	250	9,84	2,610	1,76
32	51,0	2"	64,7	2,55	28,0	4000	112,0	16000	318	12,52	4,001	2,69

// ALFABIOTECH EVOLUTION 5000 -
MINETUFF **NEW**

MSHA

exceeds ISO 18752

Tube: petroleum and biodegradable hydraulic fluid resistant synthetic rubber.**Reinforcement:** four/six high tensile steel spirals.**Cover:** smooth up to 1", wrapped over 1". Abrasion, ozone and hydrocarbon resistant synthetic rubber.**Application:** very high pressure hydraulic lines, fuel, oil, lubricants, antifreeze solution, air and water.

Specially designed for long service life in very demanding applications where compact design, high pulsating pressure and tight bend radius are required.

Temperature: -40 °C +121 °C (-40 °F +250 °F)**Length:** random up to 1" - 61 m max over 1 1/4"

Constr.	ID (Dash)	ID (mm)	ID (in)	OD (mm)	OD (in)	WP (Mpa)	WP (psi)	BP (Mpa)	BP (psi)	BR (mm)	BR (in)	Weight (kg/m)	Weight (lb/ft)
4WS	10	16,0	5/8"	25,4	1,00	35,0	5000	140,0	20000	100	3,94	0,845	0,57
4WS	12	19,0	3/4"	29,4	1,16	35,0	5000	140,0	20000	120	4,72	1,166	0,79
4WS	16	25,0	1"	37,4	1,47	35,0	5000	140,0	20000	150	5,91	1,634	1,10
4WS	20	32,0	1 1/4"	44,0	1,73	35,0	5000	140,0	20000	210	8,27	2,214	1,49
6WS	24	38,0	1 1/2"	54,8	2,16	35,0	5000	140,0	20000	250	9,84	3,924	2,64
6WS	32	51,0	2"	68,7	2,70	35,0	5000	140,0	20000	318	12,52	5,787	3,89
8WS	48	76,0	3"	99,6	3,92	35,0	5000	140,0	20000	960	37,80	12,000	8,07

// ALFABIOTECH EVOLUTION 5000 PLUS - MINETUFF *NEW*



ISO 18752

Tube: petroleum and biodegradable hydraulic fluid resistant synthetic rubber.

Reinforcement: four high tensile steel spirals.

Cover: abrasion, ozone and hydrocarbon resistant synthetic rubber.

Application: very high pressure hydraulic lines, fuel, oil, lubricants, antifreeze solution, air and water.

Specially designed for long service life in very demanding applications where compact design, high pulsating pressure and tight bend radius are required.

Temperature: -40 °C +121 °C (-40 °F +250 °F)

Length: random

ID (Dash)	ID (mm)	ID (in)	OD (mm)	OD (in)	WP (Mpa)	WP (psi)	BP (Mpa)	BP (psi)	BR (mm)	BR (in)	Weight (kg/m)	Weight (lb/ft)
12	19,0	3/4"	30,2	1,19	38,0	5500	152,0	22040	120	4,72	1,276	0,86
16	25,0	1"	37,4	1,47	38,0	5500	152,0	22040	150	5,91	1,817	1,23

// ALFABIOTECH EVOLUTION 6000 - MINETUFF *NEW*



ISO 18752 - exceeds SAE 100 R15

Tube: petroleum and biodegradable hydraulic fluid resistant synthetic rubber.

Reinforcement: four/six high tensile steel spirals.

Cover: smooth up to 1", wrapped over 1". Abrasion, ozone and hydrocarbon resistant synthetic rubber.

Application: very high pressure hydraulic lines, fuel, oil, lubricants, antifreeze solution, air and water.

Specially designed for long service life in very demanding applications where compact design, high pulsating pressure and tight bend radius are required.

Temperature: -40 °C +121 °C (-40 °F +250 °F)

Length: random up to 1" - 61 m max over 1 1/4"

Constr.	ID (Dash)	ID (mm)	ID (in)	OD (mm)	OD (in)	WP (Mpa)	WP (psi)	BP (Mpa)	BP (psi)	BR (mm)	BR (in)	Weight (kg/m)	Weight (lb/ft)
4WS	4	6,0	1/4"	17,0	0,67	45,0	6550	180,0	26200	60	2,36	0,510	0,35
4WS	6	10,0	3/8"	19,8	0,78	44,5	6450	178,0	25800	75	2,95	0,615	0,42
4WS	8	13,0	1/2"	22,5	0,89	42,0	6000	168,0	24000	90	3,54	0,710	0,48
4WS	10	16,0	5/8"	27,8	1,09	42,0	6000	168,0	24000	100	3,94	1,190	0,80
4WS	12	19,0	3/4"	30,6	1,20	42,0	6000	168,0	24000	120	4,72	1,371	0,93
4WS	16	25,0	1"	38,0	1,50	42,0	6000	168,0	24000	150	5,91	1,926	1,30
6WS	20	32,0	1 1/4"	47,6	1,87	42,0	6000	168,0	24000	225	8,86	2,982	2,01
6WS	24	38,0	1 1/2"	54,4	2,14	42,0	6000	168,0	24000	305	12,01	4,155	2,80
6WS	32	51,0	2"	68,7	2,70	42,0	6000	168,0	24000	380	14,96	6,074	4,09



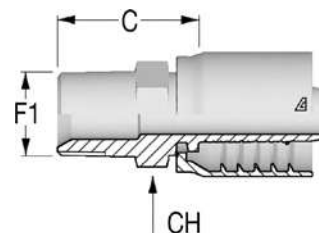
// HYDRAULIC FITTINGS

ALFACRIMP FITTINGS.....	60
API THREAD.....	61
HAMMER LUG UNION.....	63
WATERBLAST INSERT & FERRULE.....	66

// ALFACRIMP FITTINGS

// C12410710

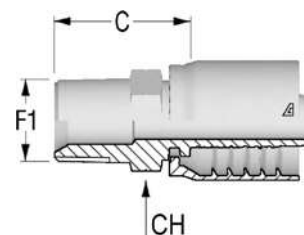
**BSPT Male
AGR K**



Item Code	Product Code	ID (Dash)	ID (mm)	ID (in)	F1 Dash	C (mm)	CH (mm)
1215583	C12410710-10120	10	16,0	5/8"	12	34,1	27,0
1215584	C12410710-12120	12	19,0	3/4"	12	34,6	27,0
1215585	C12410710-12160	12	19,0	3/4"	16	43,6	36,0
1215586	C12410710-16160	16	25,0	1"	16	44,4	36,0
1215587	C12410710-20200	20	32,0	1 1/4"	20	49,0	46,0
1215588	C12410710-24240	24	38,0	1 1/2"	24	50,5	50,0
1215589	C12410710-32320	32	51,0	2"	32	54,2	65,0

// C12412810

**NPTF Male 60° Seat
AGN**



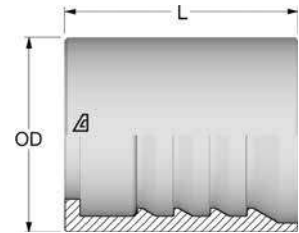
Item Code	Product Code	ID (Dash)	ID (mm)	ID (in)	F1 Dash	C (mm)	CH (mm)
1215638	C12412810-10120	10	16,0	5/8"	12	34,1	27,0
1215639	C12412810-12080	12	19,0	3/4"	8	33,6	27,0
1215640	C12412810-12120	12	19,0	3/4"	12	34,6	27,0
1215641	C12412810-12160	12	19,0	3/4"	16	43,6	36,0
1215643	C12412810-16160	16	25,0	1"	16	44,4	36,0
1215644	C12412810-16200	16	25,0	1"	20	47,4	46,0
1215645	C12412810-20200	20	32,0	1 1/4"	20	49,0	46,0
1215646	C12412810-20240	20	32,0	1 1/4"	24	50,5	50,0
1215647	C12412810-24240	24	38,0	1 1/2"	24	50,5	50,0
1215648	C12412810-32320	32	51,0	2"	32	54,2	65,0

Design and dimensions shown may be changed without prior notice

// API THREAD

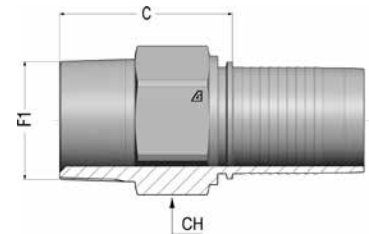
// H1K00404

Skive Ferrule for 2 Wire Braid and Wire Spiral Hoses



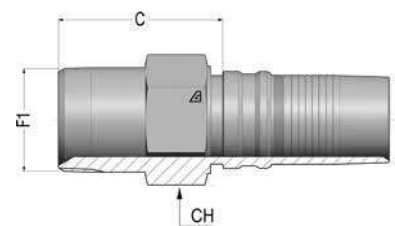
Item Code	Product Code	ID (Dash)	ID (mm)	ID (in)	Ferrule OD (mm)	L (mm)
1244514	H1K00404-4000V0	40	63,0	2 1/2"	95,0	84,0
1243457	H1K00404-4800V0	48	76,0	3"	106,0	96,5

// H1K1281Z

API Male - Extra Long Hexagon
Flexor Rig™ - Slim Hole Rotary

Item Code	Product Code	ID (Dash)	ID (mm)	ID (in)	F1 Dash	C (mm)	CH (mm)
1244538	H1K1281Z-4040V0	40	63,0	2 1/2"	40	105,0	80,0
1243458	H1K1281Z-4848V0	48	76,0	3"	48	128,0	100,0

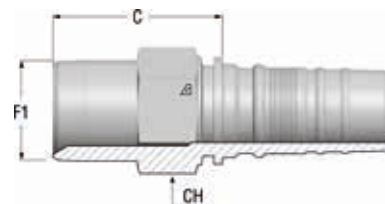
// H141281Z

Interlock API Male - Extra Long Hexagon
For Alfabiotech, Flexor Rig™ and Subsea Grouting and Drilling

Item Code	Product Code	ID (Dash)	ID (mm)	ID (in)	F1 Dash	C (mm)	CH (mm)
1230559	H141281Z-161600	16	25,0	1"	16	81,0	36,0
1238096	H141281Z-202000	20	32,0	1 1/4"	20	69,0	46,0
1238097	H141281Z-242400	24	38,0	1 1/2"	24	70,0	50,0
1230560	H141281Z-323200	32	51,0	2"	32	95,5	65,0
1240827	H141281Z-40400Z	40	63,0	2 1/2"	40	139,0	76,2

// H1T1281Z

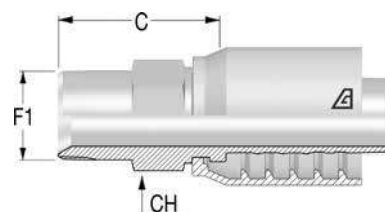
Interlock API Male for ABT6K, Cementing 5K and 10K



Item Code	Product Code	ID (Dash)	ID (mm)	ID (in)	F1 Dash	C (mm)	CH (mm)
1245840	H1T1281Z-323200	32	51,0	2"	32	101,3	65,0
1245900	H1T1281Z-484800	48	76,0	3"	48	120,2	100,0

// C1261281Z

API Male - Extra Long Hexagon



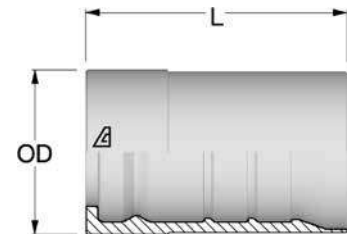
Item Code	Product Code	ID (Dash)	ID (mm)	ID (in)	F1 Dash	C (mm)	CH (mm)
1230447	C1261281Z-16160	16	25,0	1"	16	67,5	36,0
1230448	C1261281Z-20200	20	32,0	1 1/4"	20	74,6	46,0
1230449	C1261281Z-24240	24	38,0	1 1/2"	24	83,0	50,0
1216043	C1261281Z-32320	32	51,0	2"	32	114,5	65,0

Design and dimensions shown may be changed without prior notice

// HAMMER LUG UNION

// H1400200

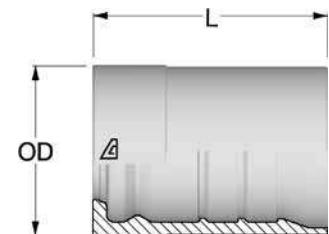
Interlock Dual Skive Ferrule for 4 Spiral Hoses



Item Code	Product Code	ID (Dash)	ID (mm)	ID (in)	Ferrule OD (mm)	L (mm)
1201284	H1400200-320000	32	51,0	2"	78,0	99,2

// H1400301

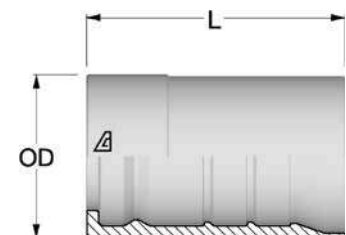
Interlock Dual Skive Ferrule for 4-6 Spiral Hoses



Item Code	Product Code	ID (Dash)	ID (mm)	ID (in)	Ferrule OD (mm)	L (mm)
1202006	H1400301-320000	32	51,0	2"	88,0	99,0

// H1T00600

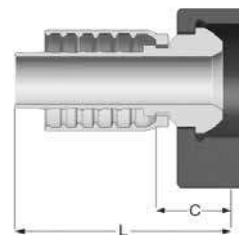
Interlock Dual Skive Ferrule for Alfabiotech/Powerflexbio 3K and AT8K



Item Code	Product Code	ID (Dash)	ID (mm)	ID (in)	Ferrule OD (mm)	L (mm)
1225872	H1T00600-320000	32	51,0	2"	88,1	108,2

// C12R13F13

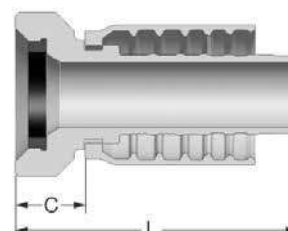
Male Hammer Union Fig. 1502 Integral Fitting with Lug Nut



Item Code	Product Code	ID (Dash)	ID (mm)	ID (in)	C (mm)	L (mm)
1237779	C12R13F13-32320	32	51,0	2"	60,0	185,5

// C12R23F10

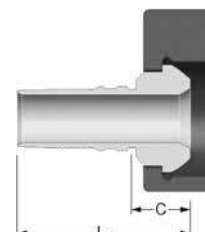
Female Hammer Union Fig. 1502 Integral Fitting with Rubber Ring



Item Code	Product Code	ID (Dash)	ID (mm)	ID (in)	C (mm)	L (mm)
1237786	C12R23F10-32320	32	51,0	2"	56,5	182,0

// H1413F13

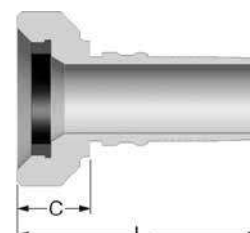
Male Hammer Union Fig. 1502 integral fitting with Lug Nut



Item Code	Product Code	ID (Dash)	ID (mm)	ID (in)	C (mm)	L (mm)
1235621	H1413F13-323200	32	51,0	2"	55,0	152,0

// H1423F10

Female Hammer Union Fig. 1502 integral fitting with Rubber Ring

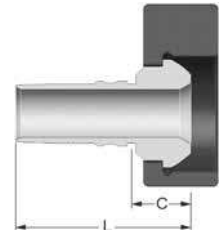


Item Code	Product Code	ID (Dash)	ID (mm)	ID (in)	C (mm)	L (mm)
1238273	H1423F10-323200	32	51,0	2"	51,5	148,5

Design and dimensions shown may be changed without prior notice

// H1T13F13

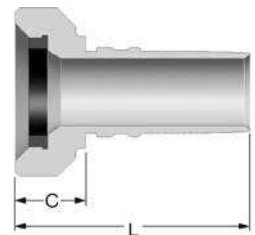
Male Hammer Union Fig. 1502 Integral Fitting with Lug Nut
Special version



Item Code	Product Code	ID (Dash)	ID (mm)	ID (in)	C (mm)	L (mm)
1235624	H1T13F13-323200	32	51,0	2"	60,8	162,2

// H1T23F10

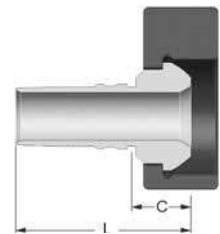
Female Hammer Union Fig. 1502 Integral Fitting with Rubber Ring
Special version



Item Code	Product Code	ID (Dash)	ID (mm)	ID (in)	C (mm)	L (mm)
1235623	H1T23F10-323200	32	51,0	2"	57,3	158,7

// H1T1E213 **NEW**

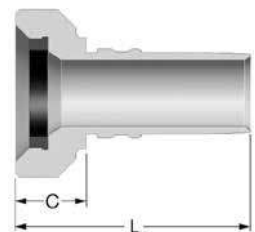
Male Hammer Union Fig. 602 Integral Fitting with Lug Nut
Special version



Item Code	Product Code	ID (Dash)	ID (mm)	ID (in)	C (mm)	L (mm)
1251968	H1T1E213-323200	32	51,0	2"	53,8	155,2

// H1T2E210 **NEW**

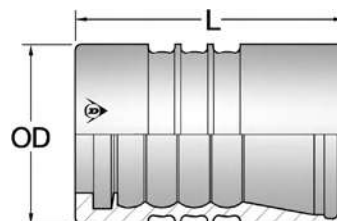
Female Hammer Union Fig. 602 Integral Fitting with Rubber Ring
Special version



Item Code	Product Code	ID (Dash)	ID (mm)	ID (in)	C (mm)	L (mm)
1251966	H1T2E210-323200	32	51,0	2"	51,1	152,5

// WATERBLAST INSERT & FERRULE

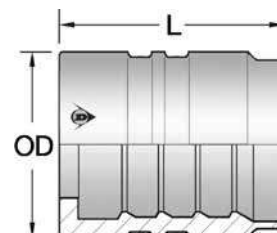
// D990000 - WATERBLAST



Item Code	Product Code	ID (Dash)	ID (mm)	ID (in)	Ferrule OD (mm)	L (mm)
1240103	D99000H-04/0	4	6,0	1/4"	22,0	25,5
1240105	D99000H-05/0	5	8,0	5/16"	27,0	35,0
1215264	D990000-06/0	6	10,0	3/8"	28,0	47,0
1223163	D99000N-08/0	8	13,0	1/2"	33,0	50,0
1215266	D990000-12/0	12	19,0	3/4"	41,0	63,0
1215267	D990000-16/0	16	25,0	1"	49,0	75,0

WB20L: 1/4" and 5/16" only

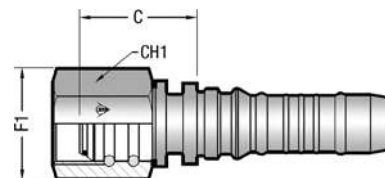
// D980000 - WATERBLAST



Item Code	Product Code	ID (Dash)	ID (mm)	ID (in)	Ferrule OD (mm)	L (mm)
1242379	D980000-06/0	6	10,0	3/8"	32,0	45,0
1215257	D980000-08/0	8	13,0	1/2"	37,4	46,0
1241935	D980000-12/0	12	19,0	3/4"	46,0	63,0

// D99001-WB

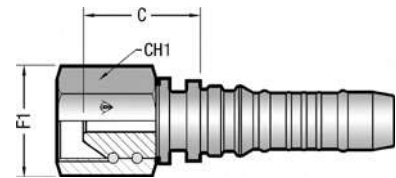
BSP Female 60° with O-Ring



Item Code	Product Code	Nut Type	ID (Dash)	ID (mm)	ID (in)	F1 Dash	C (mm)	CH1 (mm)
1240158	DA99001-0404/0	Slip on nut	4	6,0	1/4"	4	26,0	22,0
1240159	DA99001-0605/0	Slip on nut	5	8,0	5/16"	6	31,0	25,0
1214925	DA99001-0606/0	Thrust wire nut	6	10,0	3/8"	6	32,1	22,0
1225828	DA9900N-0808/0	Thrust wire nut	8	13,0	1/2"	8	36,0	30,0
1214927	DA99001-1212/0	Thrust wire nut	12	19,0	3/4"	12	37,3	36,0

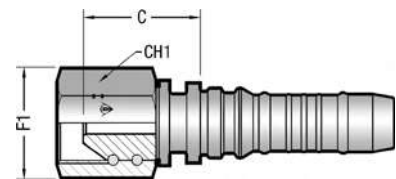
Design and dimensions shown may be changed without prior notice

// D99010-WB

BSP Female 60° without O-Ring

Item Code	Product Code	Nut Type	ID (Dash)	ID (mm)	ID (in)	F1 Dash	C (mm)	CH1 (mm)
1245682	DA99010-0808/0	Thrust wire nut	8	13,0	1/2"	8	36,0	30,0

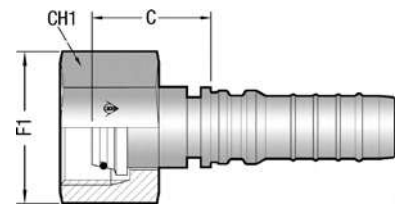
// D99061-WB

UNF Type "M Swivel"

Item Code	Product Code	Nut Type	ID (Dash)	ID (mm)	ID (in)	F1 Dash	C (mm)	CH1 (mm)
1230563	DA99061-1008/0	Thrust wire nut	8	13,0	1/2"	10	41,0	32,0

// D99179-WB

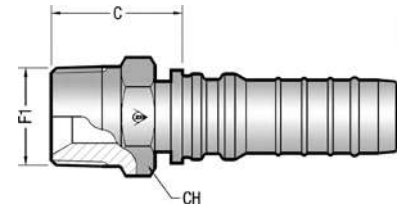
Metric Female 24° Cone with O-Ring - Heavy Series
DIN 3865 - DKOS -
Slip on Nut with Relief Bore



Item Code	Product Code	Nut Type	ID (Dash)	ID (mm)	ID (in)	OD1	C (mm)	CH1 (mm)
1240100	DA99179-0204/0	Slip on nut	4	6,0	1/4"	6	28,0	22,0
1240101	DA99179-0405/0	Slip on nut	5	8,0	5/16"	10	34,3	27,0
1214929	DA99179-0606/0	Slip on nut	6	10,0	3/8"	14	36,5	27,0
1214930	DA99179-0806/0	Slip on nut	6	10,0	3/8"	16	39,5	30,0
1214931	DA9917N-0808/0	Slip on nut	8	13,0	1/2"	16	40,0	30,0
1214932	DA99179-1212/0	Slip on nut	12	19,0	3/4"	25	47,3	46,0
1214933	DA99179-1616/0	Slip on nut	16	25,0	1"	30	49,6	50,0

// D99170-WB

NPTF Male 60° Seat - AGN



Item Code	Product Code	ID (Dash)	ID (mm)	ID (in)	F1 Dash	C (mm)	CH (mm)
1240134	D990170-0404/0	4	6,0	1/4"	4	27,5	17,0
1240135	D990170-0605/0	5	8,0	5/16"	6	30,5	19,0
1215271	D990170-0606/0	6	10,0	3/8"	6	31,0	19,0
1215272	D99017N-0808/0	8	13,0	1/2"	8	35,0	22,0
1215273	D990170-1212/0	12	19,0	3/4"	12	37,9	30,0
1215274	D990170-1616/0	16	25,0	1"	16	47,3	36,0



// INDUSTRIAL FITTINGS

CLAW COUPLING.....	70
EN 14 423 / DIN 2826.....	74
GROUND JOINT SEAL.....	77
CAM & GROOVE.....	80
COMBINATION NIPPLE.....	92
FLANGED FITTING.....	95

// CLAW COUPLING

// I919K300

TYPE B CLAW COUPLING (U.S. TYPE) - WITH SAFETY PIN HOLES

Hose shank with safety collar complete with seal - Malleable iron



Item Code	Product Code	ID (in)	Hose ID (mm)	Claw Dist. Internal (mm)	Claw Dist. External (mm)
2303335	I919K300-010041	3/8"	10,0	41	62
2302919	I919K300-013041	1/2"	13,0	41	62
2302920	I919K300-019041	3/4"	19,0	41	62
2302921	I919K300-025041	1"	25,0	41	62

To assemble the insert with "R5YBFF0" crimping ring, consult chapter "Ferrule & Crimping ring"

// I919K34L

TYPE B CLAW COUPLING (U.S. TYPE) - WITH SAFETY PIN HOLES

Hose shank with safety collar - 4 Lug type - complete with seal - Malleable iron



Item Code	Product Code	ID (in)	Hose ID (mm)	Claw Dist. Internal (mm)	Claw Dist. External (mm)	Note
2303366	I919K300-032041	1 1/4"	32,0	41	62	4 LUG TYPE
2303367	I919K300-038041	1 1/2"	38,0	41	62	4 LUG TYPE
2303368	I919K300-051041	2"	51,0	41	62	4 LUG TYPE

To assemble the insert use claw clamp or crimping ring.

// I319K300

TYPE B CLAW COUPLING (U.S. TYPE) - WITH SAFETY PIN HOLES

Hose shank with safety collar complete with seal - Stainless steel 316



Item Code	Product Code	ID (in)	Hose ID (mm)	Claw Dist. Internal (mm)	Claw Dist. External (mm)
2306780	I319K300-013041	1/2"	13,0	41	62
2306781	I319K300-019041	3/4"	19,0	41	62
2306782	I319K300-025041	1"	25,0	41	62

Design and dimensions shown may be changed without prior notice

// I9A9K228

TYPE B CLAW COUPLING (U.S. TYPE) - WITH SAFETY PIN HOLES
NPT Male complete with seal - Malleable iron



Item Code	Product Code	DN Head 1 (in)	DN Head 1 (mm)	Claw Dist. Int. 1 (mm)	Claw Dist. Ext. 1 (mm)	Tech. Note 1	Thread Type 2	Thread 2
2302924	I9A9K228-041034		41	41	62		NPT	1"
2302922	I9A9K228-041021		41	41	62		NPT	1/2"
2303344	I9A9K228-041013		41	41	62		NPT	1/4"
2302923	I9A9K228-041027		41	41	62		NPT	3/4"
2303345	I9A9K228-041017		41	41	62		NPT	3/8"

// I3A9K228

TYPE B CLAW COUPLING (U.S. TYPE) - WITH SAFETY PIN HOLES
NPT Male complete with seal - Stainless steel 316



Item Code	Product Code	DN Head 1 (in)	DN Head 1 (mm)	Claw Dist. Int. 1 (mm)	Claw Dist. Ext. 1 (mm)	Tech. Note 1	Thread Type 2	Thread 2
2306786	I3A9K228-041034		41	41	62		NPT	1"
2306784	I3A9K228-041021		41	41	62		NPT	1/2"
2306785	I3A9K228-041027		41	41	62		NPT	3/4"

// I9A9K328

TYPE B CLAW COUPLING (U.S. TYPE) - WITH SAFETY PIN HOLES
NPT Female complete with seal - Malleable iron



Item Code	Product Code	DN Head 1 (in)	DN Head 1 (mm)	Claw Dist. Int. 1 (mm)	Claw Dist. Ext. 1 (mm)	Tech. Note 1	Thread Type 2	Thread 2
2302927	I9A9K328-041034		41	41	62		NPT	1"
2302925	I9A9K328-041021		41	41	62		NPT	1/2"
2303354	I9A9K328-041013		41	41	62		NPT	1/4"
2302926	I9A9K328-041027		41	41	62		NPT	3/4"
2303355	I9A9K328-041017		41	41	62		NPT	3/8"

// I9A9K400

TYPE B CLAW COUPLING (U.S. TYPE) - WITH SAFETY PIN HOLES

Blank cap complete with seal - Malleable iron



Item Code	Product Code	DN Head 1 (in)	DN Head 1 (mm)	Claw Dist. Int. 1 (mm)	Claw Dist. Ext. 1 (mm)	Tech. Note 1
2303362	I9A9K400-041000		41	41	62	

// I3A9K400

TYPE B CLAW COUPLING (U.S. TYPE) - WITH SAFETY PIN HOLES

Blank cap complete with seal - Stainless steel 316



Item Code	Product Code	DN Head 1 (in)	DN Head 1 (mm)	Claw Dist. Int. 1 (mm)	Claw Dist. Ext. 1 (mm)	Tech. Note 1
2306790	I3A9K400-041000		41	41	62	

// I1YC4-PIN

SAFETY PIN

Safety Pin - standard type (A-Europe / B-U.S.A. / S-Australia) - Plated steel



Item Code	Product Code	DN (mm)	DN (in)	Tech. Note	Material
2303232	I1YC4001				Plated Steel

Design and dimensions shown may be changed without prior notice

// I9LG2B

TYPE B CLAW COUPLING (U.S. TYPE) - WITH SAFETY PIN HOLES

Claw clamp (B-U.S.) - Malleable iron



Item Code	Product Code	ID (in)	ID (mm)	Hose OD Range (min) (mm)	Hose OD Range (max) (mm)
2304357	I9LG2B-010021	3/8"	10,0	17,5	22,2
2305068	I9LG2B-013027	1/2"	13,0	21,0	27,0
2302928	I9LG2B-013028	1/2"	13,0	25,4	30,1
2302929	I9LG2B-019031	3/4"	19,0	28,6	33,3
2304358	I9LG2B-025035	1"	25,0	33,0	38,0
2302930	I9LG2B-025042	1"	25,0	38,1	46,4

// R5YBFF0

R5YBFF0

Crimping ring - Aluminium



Item Code	Product Code	Hose ID (mm)	Ferrule ID (mm)	Ferrule OD (mm)	L (mm)
2303033	R5YBFF0-0242020	13,0	24,0	28,0	20,0
2303034	R5YBFF0-0312020	19,0	31,0	35,0	20,0
2303035	R5YBFF0-0402520	25,0	40,0	45,0	20,0

For crimping rings in different dimensions, see "R5YBFF0-M"

// I319KL00

TYPE B CLAW COUPLING (U.S. TYPE) - WITH SAFETY PIN HOLES

Hose shank with pre-crimped ferrule - complete with seal - Stainless steel 316



Item Code	Product Code	ID (in)	Hose ID (mm)	Claw Dist. Internal (mm)	Claw Dist. External (mm)	Hose OD Range (mm)
2306783	I319KL00-019041	3/4"	19,0	41	62	26.9 - 34.1

// EN 14 423 / DIN 2826

// I8107100

EN 14 423 / DIN 2826

BSPT Male - Hose shank EN 14 423 / DIN 2826 - Brass



Item Code	Product Code	ID (in)	Hose ID (mm)	Thread Type	Thread (in)	Head DN (mm)
2302755	I8107100-013021	1/2"	13,0	BSPT	1/2"	13,0
2302218	I8107100-019027	3/4"	19,0	BSPT	3/4"	19,0
2301718	I8107100-025034	1"	25,0	BSPT	1"	25,0
2301819	I8107100-038049	1 1/2"	38,0	BSPT	1"1/2"	38,0
2301820	I8107100-051060	2"	51,0	BSPT	2"	51,0

// I3107100

EN 14 423 / DIN 2826

BSPT Male - Hose shank EN 14 423 / DIN 2826 - Stainless steel 316



Item Code	Product Code	ID (in)	Hose ID (mm)	Thread Type	Thread (in)	Head DN (mm)
2302433	I3107100-013021	1/2"	13,0	BSPT	1/2"	13,0
2302434	I3107100-019027	3/4"	19,0	BSPT	3/4"	19,0
2302435	I3107100-025034	1"	25,0	BSPT	1"	25,0
2302436	I3107100-038049	1 1/2"	38,0	BSPT	1"1/2"	38,0
2302437	I3107100-051060	2"	51,0	BSPT	2"	51,0

// I8106200

EN 14 423 / DIN 2826

BSPP Female - Hose shank EN 14 423 / DIN 2826 - Brass



Item Code	Product Code	ID (in)	Hose ID (mm)	Thread Type	Thread (in)	Head DN (mm)
2302754	I8106200-013021	1/2"	13,0	BSPP	1/2"	13,0
2301821	I8106200-019027	3/4"	19,0	BSPP	3/4"	19,0
2301822	I8106200-025034	1"	25,0	BSPP	1"	25,0
2301823	I8106200-038049	1 1/2"	38,0	BSPP	1"1/2"	38,0
2301824	I8106200-051060	2"	51,0	BSPP	2"	51,0

Design and dimensions shown may be changed without prior notice

// I3106200

EN 14 423 / DIN 2826

BSPP Female - Hose shank EN 14 423 / DIN 2826 - Stainless steel 316



Item Code	Product Code	ID (in)	Hose ID (mm)	Thread Type	Thread (in)	Head DN (mm)
2302428	I3106200-013021	1/2"	13,0	BSPP	1/2"	13,0
2302429	I3106200-019027	3/4"	19,0	BSPP	3/4"	19,0
2302430	I3106200-025034	1"	25,0	BSPP	1"	25,0
2302431	I3106200-038049	1 1/2"	38,0	BSPP	1 1/2"	38,0
2302432	I3106200-051060	2"	51,0	BSPP	2"	51,0

// I17BG74A

EN 14 423 / DIN 2826

PN40 swivel flange - Hose shank EN 14 423 / DIN 2826 - Plated steel



Item Code	Product Code	ID (in)	Hose ID (mm)	Thread Type	Head DN (in)	Head DN (mm)
2302371	I17BG74A-019020	3/4"	19,0	PN40	3/4"	20,0
2302372	I17BG74A-025025	1"	25,0	PN40	1"	25,0
2302373	I17BG74A-038040	1 1/2"	38,0	PN40	1 1/2"	40,0
2302374	I17BG74A-051050	2"	51,0	PN40	2"	50,0

// I37BG74A

EN 14 423 / DIN 2826

PN40 swivel flange - Hose shank EN 14 423 / DIN 2826 - Stainless steel 316



Item Code	Product Code	ID (in)	Hose ID (mm)	Thread Type	Head DN (in)	Head DN (mm)
2302555	I37BG74A-019020	3/4"	19,0	PN40	3/4"	20,0
2302556	I37BG74A-025025	1"	25,0	PN40	1"	25,0
2302557	I37BG74A-038040	1 1/2"	38,0	PN40	1 1/2"	40,0
2302558	I37BG74A-051050	2"	51,0	PN40	2"	50,0

// I8LG4C

EN 14 423 / DIN 2826

Safety clamps - Brass



Item Code	Product Code	ID (in)	ID (mm)	Hose OD Range (min) (mm)	Hose OD Range (max) (mm)
2302810	I8LG4C-013025	1/2"	13,0	24,0	26,0
2302223	I8LG4C-019033	3/4"	19,0	32,0	34,0
2302811	I8LG4C-025040	1"	25,0	39,0	41,0
2302812	I8LG4C-038054	1 1/2"	38,0	53,0	56,0
2302813	I8LG4C-050068	2"	51,0	67,0	69,0

Design and dimensions shown may be changed without prior notice

// GROUND JOINT SEAL

// I918B206

GROUND JOINT SEAL

BSPP Female complete with wing nut and seal - Serrated hose shank with collar - Malleable iron



Item Code	Product Code	ID (in)	Hose ID (mm)	Thread Type	Thread (in)	Head DN (mm)
2302966	I918B206-013021	1/2"	13,0	BSPP	1/2"	45,0
2302967	I918B206-019027	3/4"	19,0	BSPP	3/4"	19,0
2302968	I918B206-025034	1"	25,0	BSPP	1"	25,0
2302969	I918B206-032042	1 1/4"	32,0	BSPP	1"1/4"	32,0
2302970	I918B206-038049	1 1/2"	38,0	BSPP	1"1/2"	38,0
2302971	I918B206-051060	2"	51,0	BSPP	2"	51,0
2302972	I918B206-063076	2 1/2"	63,0	BSPP	2"1/2"	63,0
2302973	I918B206-076090	3"	76,0	BSPP	3"	76,0
2302974	I918B206-102114	4"	102,0	BSPP	4"	102,0

// I918B228

GROUND JOINT SEAL

NPT Female complete with wing nut and seal - Serrated hose shank with collar - Malleable iron



Item Code	Product Code	ID (in)	Hose ID (mm)	Thread Type	Thread (in)	Head DN (mm)
2303386	I918B228-013021	1/2"	13,0	NPT	1/2"	13,0
2303387	I918B228-019027	3/4"	19,0	NPT	3/4"	19,0
2303388	I918B228-025034	1"	25,0	NPT	1"	25,0
2303389	I918B228-032042	1 1/4"	32,0	NPT	1"1/4"	32,0
2303390	I918B228-038049	1 1/2"	38,0	NPT	1"1/2"	38,0
2303391	I918B228-051060	2"	51,0	NPT	2"	51,0
2303392	I918B228-063076	2 1/2"	63,0	NPT	2"1/2"	63,0
2303393	I918B228-076090	3"	76,0	NPT	3"	76,0
2303394	I918B228-102114	4"	102,0	NPT	4"	102,0

// I118B107

GROUND JOINT SEAL

BSPT Male - Serrated hose shank with safety collar - Plated steel



Item Code	Product Code	ID (in)	Hose ID (mm)	Thread Type	Thread (in)	Head DN (mm)
2302983	I118B107-013021	1/2"	13,0	BSPT	1/2"	13,0
2302984	I118B107-019027	3/4"	19,0	BSPT	3/4"	19,0
2302985	I118B107-025034	1"	25,0	BSPT	1"	25,0

// I918B107

GROUND JOINT SEAL

BSPT Male - Serrated hose shank with safety collar - Malleable iron



Item Code	Product Code	ID (in)	Hose ID (mm)	Thread Type	Thread (in)	Head DN (mm)
2302986	I918B107-032042	1 1/4"	32,0	BSPT	1"1/4	32,0
2302987	I918B107-038049	1 1/2"	38,0	BSPT	1"1/2	38,0
2302988	I918B107-051060	2"	51,0	BSPT	2"	51,0
2302989	I918B107-063076	2 1/2"	63,0	BSPT	2"1/2	63,0
2302990	I918B107-076090	3"	76,0	BSPT	3"	76,0
2302991	I918B107-102114	4"	102,0	BSPT	4"	102,0

// I918B128

GROUND JOINT SEAL

NPT Male - Serrated hose shank with safety collar - Malleable iron



Item Code	Product Code	ID (in)	Hose ID (mm)	Thread Type	Thread (in)	Head DN (mm)
2303428	I918B128-013021	1/2"	13,0	NPT	1/2"	13,0
2303429	I918B128-019027	3/4"	19,0	NPT	3/4"	19,0
2303430	I918B128-025034	1"	25,0	NPT	1"	25,0
2303431	I918B128-032042	1 1/4"	32,0	NPT	1"1/4	32,0
2303432	I918B128-038049	1 1/2"	38,0	NPT	1"1/2	38,0
2303433	I918B128-051060	2"	51,0	NPT	2"	51,0
2303434	I918B128-063076	2 1/2"	63,0	NPT	2"1/2	63,0
2303435	I918B128-076090	3"	76,0	NPT	3"	76,0

Design and dimensions shown may be changed without prior notice

// I9LG2F

GROUND JOINT SEAL

Clamps - 2 bolt - 2 gripping finger type - Malleable iron



Item Code	Product Code	ID (in)	ID (mm)	Hose OD Range (min) (mm)	Hose OD Range (max) (mm)
2302992	I9LG2F-013026	1/2"	13,0	24,0	27,0
2302993	I9LG2F-019032	3/4"	19,0	30,0	33,0
2303440	I9LG2F-019036	3/4"	19,0	33,3	38,1

// I9LG4F

GROUND JOINT SEAL

Clamps - 4 bolt - 2 gripping finger type - Malleable iron



Item Code	Product Code	ID (in)	ID (mm)	Hose OD Range (min) (mm)	Hose OD Range (max) (mm)
2303443	I9LG4F-025038	1"	25,0	35,7	39,7
2302994	I9LG4F-025041	1"	25,0	39,0	43,5
2302995	I9LG4F-032046	1 1/4"	32,0	43,0	47,5
2302996	I9LG4F-038049	1 1/2"	38,0	46,0	51,0
2307855	I9LG4F-038054	1 1/2"	38,0	51,0	56,0
2303448	I9LG4F-038060	1 1/2"	38,0	55,5	60,0
2302997	I9LG4F-051067	2"	51,0	63,0	70,0
2307547	I9LG4F-063083	2 1/2"	63,0	78,5	87,5
2302998	I9LG4F-076094	3"	76,0	89,0	100,0

// I9LG6F

GROUND JOINT SEAL

Clamps - 6 bolt - 3 gripping finger type - Malleable iron



Item Code	Product Code	ID (in)	ID (mm)	Hose OD Range (min) (mm)	Hose OD Range (max) (mm)
2302999	I9LG6F-102123	4"	102,0	117,5	127,0
2307548	I9LG6F-102142	4"	102,0	133,5	142,0

// CAM & GROOVE

// I5A9C606

CAM & GROOVE MIL A-A-59326A / MIL C-27487

Type A - Adapter, BSPP Female - Aluminium



Item Code	Product Code	Thread Type 1	DN Head 1 (in)	DN Head 1 (mm)	Thread Type 2	DN Head 2 (in)	DN Head 2 (mm)	Thread 2
2303234	I5A9C606-013021	C&G	1/2"	13	BSPP	1/2"	13	1/2"
2301830	I5A9C606-019027	C&G	3/4"	19	BSPP	3/4"	19	3/4"
2300182	I5A9C606-025034	C&G	1"	25	BSPP	1"	25	1"
2300183	I5A9C606-032042	C&G	1 1/4"	32	BSPP	1 1/4"	32	1"1/4
2301831	I5A9C606-038049	C&G	1 1/2"	38	BSPP	1 1/2"	38	1"1/2
2301832	I5A9C606-051060	C&G	2"	51	BSPP	2"	51	2"
2301833	I5A9C606-063076	C&G	2 1/2"	63	BSPP	2 1/2"	63	2"1/2
2301834	I5A9C606-076090	C&G	3"	76	BSPP	3"	76	3"
2301835	I5A9C606-102114	C&G	4"	102	BSPP	4"	102	4"
2302706	I5A9C606-127140	C&G	5"	127	BSPP	5"	127	5"
2301836	I5A9C606-152165	C&G	6"	152	BSPP	6"	152	6"

// I3A9C606

CAM & GROOVE MIL A-A-59326A / MIL C-27487

Type A - Adapter, BSPP Female - Stainless steel 316



Item Code	Product Code	Thread Type 1	DN Head 1 (in)	DN Head 1 (mm)	Thread Type 2	DN Head 2 (in)	DN Head 2 (mm)	Thread 2
2303236	I3A9C606-013021	C&G	1/2"	13	BSPP	1/2"	13	1/2"
2301837	I3A9C606-019027	C&G	3/4"	19	BSPP	3/4"	19	3/4"
2300148	I3A9C606-025034	C&G	1"	25	BSPP	1"	25	1"
2300149	I3A9C606-032042	C&G	1 1/4"	32	BSPP	1 1/4"	32	1"1/4
2301838	I3A9C606-038049	C&G	1 1/2"	38	BSPP	1 1/2"	38	1"1/2
2301839	I3A9C606-051060	C&G	2"	51	BSPP	2"	51	2"
2301840	I3A9C606-063076	C&G	2 1/2"	63	BSPP	2 1/2"	63	2"1/2
2302602	I3A9C606-076090	C&G	3"	76	BSPP	3"	76	3"
2302603	I3A9C606-102114	C&G	4"	102	BSPP	4"	102	4"
2302604	I3A9C606-152165	C&G	6"	152	BSPP	6"	152	6"

Design and dimensions shown may be changed without prior notice

// I8A9C606

CAM & GROOVE MIL A-A-59326A / MIL C-27487

Type A - Adapter, BSPP Female - Brass



Item Code	Product Code	Thread Type 1	DN Head 1 (in)	DN Head 1 (mm)	Thread Type 2	DN Head 2 (in)	DN Head 2 (mm)	Thread 2
2303235	I8A9C606-013021	C&G	1/2"	13	BSPP	1/2"	13	1/2"
2301841	I8A9C606-019027	C&G	3/4"	19	BSPP	3/4"	19	3/4"
2301842	I8A9C606-025034	C&G	1"	25	BSPP	1"	25	1"
2302789	I8A9C606-032042	C&G	1 1/4"	32	BSPP	1 1/4"	32	1"1/4
2302790	I8A9C606-038049	C&G	1 1/2"	38	BSPP	1 1/2"	38	1"1/2
2301843	I8A9C606-051060	C&G	2"	51	BSPP	2"	51	2"
2301844	I8A9C606-063076	C&G	2 1/2"	63	BSPP	2 1/2"	63	2"1/2
2301845	I8A9C606-076090	C&G	3"	76	BSPP	3"	76	3"
2301846	I8A9C606-102114	C&G	4"	102	BSPP	4"	102	4"

// IPA9C606

CAM & GROOVE MIL A-A-59326A / MIL C-27487

Type A - Adapter, BSPP Female - PP



Item Code	Product Code	Thread Type 1	DN Head 1 (in)	DN Head 1 (mm)	Thread Type 2	DN Head 2 (in)	DN Head 2 (mm)	Thread 2
2303259	IPA9C606-013021	C&G	1/2"	13	BSPP	1/2"	13	1/2"
2303260	IPA9C606-019027	C&G	3/4"	19	BSPP	3/4"	19	3/4"
2303261	IPA9C606-025034	C&G	1"	25	BSPP	1"	25	1"
2303262	IPA9C606-032042	C&G	1 1/4"	32	BSPP	1 1/4"	32	1"1/4
2303263	IPA9C606-038049	C&G	1 1/2"	38	BSPP	1 1/2"	38	1"1/2
2303264	IPA9C606-051060	C&G	2"	51	BSPP	2"	51	2"
2303266	IPA9C606-076090	C&G	3"	76	BSPP	3"	76	3"
2303267	IPA9C606-102114	C&G	4"	102	BSPP	4"	102	4"

// I5A9C628

CAM & GROOVE MIL A-A-59326A / MIL C-27487

Type A - Adapter, NPT Female - Aluminium



Item Code	Product Code	Thread Type 1	DN Head 1 (in)	DN Head 1 (mm)	Thread Type 2	DN Head 2 (in)	DN Head 2 (mm)	Thread 2
2303469	I5A9C628-013021	C&G	1/2"	13	NPT	1/2"	13	1/2"
2303470	I5A9C628-019027	C&G	3/4"	19	NPT	3/4"	19	3/4"
2303471	I5A9C628-025034	C&G	1"	25	NPT	1"	25	1"
2303472	I5A9C628-032042	C&G	1 1/4"	32	NPT	1 1/4"	32	1"1/4
2303473	I5A9C628-038049	C&G	1 1/2"	38	NPT	1 1/2"	38	1"1/2
2303474	I5A9C628-051060	C&G	2"	51	NPT	2"	51	2"
2303475	I5A9C628-063076	C&G	2 1/2"	63	NPT	2 1/2"	63	2"1/2
2303476	I5A9C628-076090	C&G	3"	76	NPT	3"	76	3"
2303477	I5A9C628-102114	C&G	4"	102	NPT	4"	102	4"
2303478	I5A9C628-127140	C&G	5"	127	NPT	5"	127	5"
2303479	I5A9C628-152165	C&G	6"	152	NPT	6"	152	6"
2303480	I5A9C628-203219	C&G	8"	203	NPT	8"	203	8"

// I3A9C628

CAM & GROOVE MIL A-A-59326A / MIL C-27487

Type A - Adapter, NPT Female - Stainless steel 316



Item Code	Product Code	Thread Type 1	DN Head 1 (in)	DN Head 1 (mm)	Thread Type 2	DN Head 2 (in)	DN Head 2 (mm)	Thread 2
2303492	I3A9C628-013021	C&G	1/2"	13	NPT	1/2"	13	1/2"
2303493	I3A9C628-019027	C&G	3/4"	19	NPT	3/4"	19	3/4"
2303494	I3A9C628-025034	C&G	1"	25	NPT	1"	25	1"
2303495	I3A9C628-032042	C&G	1 1/4"	32	NPT	1 1/4"	32	1"1/4
2303496	I3A9C628-038049	C&G	1 1/2"	38	NPT	1 1/2"	38	1"1/2
2303497	I3A9C628-051060	C&G	2"	51	NPT	2"	51	2"
2303498	I3A9C628-063076	C&G	2 1/2"	63	NPT	2 1/2"	63	2"1/2
2303499	I3A9C628-076090	C&G	3"	76	NPT	3"	76	3"
2303500	I3A9C628-102114	C&G	4"	102	NPT	4"	102	4"
2303501	I3A9C628-127140	C&G	5"	127	NPT	5"	127	5"
2303502	I3A9C628-152165	C&G	6"	152	NPT	6"	152	6"
2303503	I3A9C628-203219	C&G	8"	203	NPT	8"	203	8"

Design and dimensions shown may be changed without prior notice

// I8A9C628

CAM & GROOVE MIL A-A-59326A / MIL C-27487

Type A - Adapter, NPT Female - Brass



Item Code	Product Code	Thread Type 1	DN Head 1 (in)	DN Head 1 (mm)	Thread Type 2	DN Head 2 (in)	DN Head 2 (mm)	Thread 2
2303481	I8A9C628-013021	C&G	1/2"	13	NPT	1/2"	13	1/2"
2303482	I8A9C628-019027	C&G	3/4"	19	NPT	3/4"	19	3/4"
2303483	I8A9C628-025034	C&G	1"	25	NPT	1"	25	1"
2303484	I8A9C628-032042	C&G	1 1/4"	32	NPT	1 1/4"	32	1"1/4
2303485	I8A9C628-038049	C&G	1 1/2"	38	NPT	1 1/2"	38	1"1/2
2303486	I8A9C628-051060	C&G	2"	51	NPT	2"	51	2"
2303487	I8A9C628-063076	C&G	2 1/2"	63	NPT	2 1/2"	63	2"1/2
2303488	I8A9C628-076090	C&G	3"	76	NPT	3"	76	3"
2303489	I8A9C628-102114	C&G	4"	102	NPT	4"	102	4"
2303490	I8A9C628-127140	C&G	5"	127	NPT	5"	127	5"
2303491	I8A9C628-152165	C&G	6"	152	NPT	6"	152	6"

// IPA9C628

CAM & GROOVE MIL A-A-59326A / MIL C-27487

Type A - Adapter, NPT Female - PP



Item Code	Product Code	Thread Type 1	DN Head 1 (in)	DN Head 1 (mm)	Thread Type 2	DN Head 2 (in)	DN Head 2 (mm)	Thread 2
2303504	IPA9C628-013021	C&G	1/2"	13	NPT	1/2"	13	1/2"
2303505	IPA9C628-019027	C&G	3/4"	19	NPT	3/4"	19	3/4"
2303506	IPA9C628-025034	C&G	1"	25	NPT	1"	25	1"
2303507	IPA9C628-032042	C&G	1 1/4"	32	NPT	1 1/4"	32	1"1/4
2303508	IPA9C628-038049	C&G	1 1/2"	38	NPT	1 1/2"	38	1"1/2
2303509	IPA9C628-051060	C&G	2"	51	NPT	2"	51	2"
2303511	IPA9C628-076090	C&G	3"	76	NPT	3"	76	3"
2303512	IPA9C628-102114	C&G	4"	102	NPT	4"	102	4"

// I5A9C806

CAM & GROOVE MIL A-A-59326A / MIL C-27487

Type D - Coupler, BSPP Female - Aluminium



Item Code	Product Code	Thread Type 1	DN Head 1 (in)	DN Head 1 (mm)	Thread Type 2	DN Head 2 (in)	DN Head 2 (mm)	Thread 2
2303245	I5A9C806-013021	C&G	1/2"	13	BSPP	1/2"	13	1/2"
2301876	I5A9C806-019027	C&G	3/4"	19	BSPP	3/4"	19	3/4"
2300193	I5A9C806-025034	C&G	1"	25	BSPP	1"	25	1"
2300194	I5A9C806-032042	C&G	1 1/4"	32	BSPP	1 1/4"	32	1"1/4
2301877	I5A9C806-038049	C&G	1 1/2"	38	BSPP	1 1/2"	38	1"1/2
2301878	I5A9C806-051060	C&G	2"	51	BSPP	2"	51	2"
2301879	I5A9C806-063076	C&G	2 1/2"	63	BSPP	2 1/2"	63	2"1/2
2301880	I5A9C806-076090	C&G	3"	76	BSPP	3"	76	3"
2301881	I5A9C806-102114	C&G	4"	102	BSPP	4"	102	4"
2302711	I5A9C806-127140	C&G	5"	127	BSPP	5"	127	5"
2301882	I5A9C806-152165	C&G	6"	152	BSPP	6"	152	6"

// I3A9C806

CAM & GROOVE MIL A-A-59326A / MIL C-27487

Type D - Coupler, BSPP Female - Stainless steel 316



Item Code	Product Code	Thread Type 1	DN Head 1 (in)	DN Head 1 (mm)	Thread Type 2	DN Head 2 (in)	DN Head 2 (mm)	Thread 2
2303247	I3A9C806-013021	C&G	1/2"	13	BSPP	1/2"	13	1/2"
2301564	I3A9C806-015021	C&G	5/8"	16	BSPP	5/8"	16	5/8"
2301883	I3A9C806-019027	C&G	3/4"	19	BSPP	3/4"	19	3/4"
2300155	I3A9C806-025034	C&G	1"	25	BSPP	1"	25	1"
2300156	I3A9C806-032042	C&G	1 1/4"	32	BSPP	1 1/4"	32	1"1/4
2301884	I3A9C806-038049	C&G	1 1/2"	38	BSPP	1 1/2"	38	1"1/2
2301885	I3A9C806-051060	C&G	2"	51	BSPP	2"	51	2"
2301886	I3A9C806-063076	C&G	2 1/2"	63	BSPP	2 1/2"	63	2"1/2
2301887	I3A9C806-076090	C&G	3"	76	BSPP	3"	76	3"
2302224	I3A9C806-102114	C&G	4"	102	BSPP	4"	102	4"
2302611	I3A9C806-152165	C&G	6"	152	BSPP	6"	152	6"

Design and dimensions shown may be changed without prior notice

// I8A9C806

CAM & GROOVE MIL A-A-59326A / MIL C-27487

Type D - Coupler, BSPP Female - Brass



Item Code	Product Code	Thread Type 1	DN Head 1 (in)	DN Head 1 (mm)	Thread Type 2	DN Head 2 (in)	DN Head 2 (mm)	Thread 2
2304806	I8A9C806-013021	C&G	1/2"	13	BSPP	1/2"	13	1/2"
2301888	I8A9C806-019027	C&G	3/4"	19	BSPP	3/4"	19	3/4"
2301889	I8A9C806-025034	C&G	1"	25	BSPP	1"	25	1"
2301890	I8A9C806-032042	C&G	1 1/4"	32	BSPP	1 1/4"	32	1"1/4
2301891	I8A9C806-038049	C&G	1 1/2"	38	BSPP	1 1/2"	38	1"1/2
2301892	I8A9C806-051060	C&G	2"	51	BSPP	2"	51	2"
2301893	I8A9C806-063076	C&G	2 1/2"	63	BSPP	2 1/2"	63	2"1/2
2301894	I8A9C806-076090	C&G	3"	76	BSPP	3"	76	3"
2301895	I8A9C806-102114	C&G	4"	102	BSPP	4"	102	4"

// IPA9C806

CAM & GROOVE MIL A-A-59326A / MIL C-27487

Type D - Coupler, BSPP Female - PP



Item Code	Product Code	Thread Type 1	DN Head 1 (in)	DN Head 1 (mm)	Thread Type 2	DN Head 2 (in)	DN Head 2 (mm)	Thread 2
2303286	IPA9C806-013021	C&G	1/2"	13	BSPP	1/2"	13	1/2"
2303287	IPA9C806-019027	C&G	3/4"	19	BSPP	3/4"	19	3/4"
2303288	IPA9C806-025034	C&G	1"	25	BSPP	1"	25	1"
2303289	IPA9C806-032042	C&G	1 1/4"	32	BSPP	1 1/4"	32	1"1/4
2303290	IPA9C806-038049	C&G	1 1/2"	38	BSPP	1 1/2"	38	1"1/2
2303291	IPA9C806-051060	C&G	2"	51	BSPP	2"	51	2"
2303293	IPA9C806-076090	C&G	3"	76	BSPP	3"	76	3"
2303294	IPA9C806-102114	C&G	4"	102	BSPP	4"	102	4"

// I5A9C828

CAM & GROOVE MIL A-A-59326A / MIL C-27487

Type D - Coupler, NPT Female - Aluminium



Item Code	Product Code	Thread Type 1	DN Head 1 (in)	DN Head 1 (mm)	Thread Type 2	DN Head 2 (in)	DN Head 2 (mm)	Thread 2
2303626	I5A9C828-013021	C&G	1/2"	13	NPT	1/2"	13	1/2"
2303627	I5A9C828-019027	C&G	3/4"	19	NPT	3/4"	19	3/4"
2303628	I5A9C828-025034	C&G	1"	25	NPT	1"	25	1"
2303629	I5A9C828-032042	C&G	1 1/4"	32	NPT	1 1/4"	32	1"1/4
2303630	I5A9C828-038049	C&G	1 1/2"	38	NPT	1 1/2"	38	1"1/2
2303631	I5A9C828-051060	C&G	2"	51	NPT	2"	51	2"
2303632	I5A9C828-063076	C&G	2 1/2"	63	NPT	2 1/2"	63	2"1/2
2303633	I5A9C828-076090	C&G	3"	76	NPT	3"	76	3"
2303634	I5A9C828-102114	C&G	4"	102	NPT	4"	102	4"
2303635	I5A9C828-127140	C&G	5"	127	NPT	5"	127	5"
2303636	I5A9C828-152165	C&G	6"	152	NPT	6"	152	6"
2303637	I5A9C828-203219	C&G	8"	203	NPT	8"	203	8"

// I3A9C828

CAM & GROOVE MIL A-A-59326A / MIL C-27487

Type D - Coupler, NPT Female - Stainless steel 316



Item Code	Product Code	Thread Type 1	DN Head 1 (in)	DN Head 1 (mm)	Thread Type 2	DN Head 2 (in)	DN Head 2 (mm)	Thread 2
2303649	I3A9C828-013021	C&G	1/2"	13	NPT	1/2"	13	1/2"
2303650	I3A9C828-019027	C&G	3/4"	19	NPT	3/4"	19	3/4"
2303651	I3A9C828-025034	C&G	1"	25	NPT	1"	25	1"
2303652	I3A9C828-032042	C&G	1 1/4"	32	NPT	1 1/4"	32	1"1/4
2303653	I3A9C828-038049	C&G	1 1/2"	38	NPT	1 1/2"	38	1"1/2
2303654	I3A9C828-051060	C&G	2"	51	NPT	2"	51	2"
2303655	I3A9C828-063076	C&G	2 1/2"	63	NPT	2 1/2"	63	2"1/2
2303656	I3A9C828-076090	C&G	3"	76	NPT	3"	76	3"
2303657	I3A9C828-102114	C&G	4"	102	NPT	4"	102	4"
2303658	I3A9C828-127140	C&G	5"	127	NPT	5"	127	5"
2303659	I3A9C828-152165	C&G	6"	152	NPT	6"	152	6"

Design and dimensions shown may be changed without prior notice

// I8A9C828

CAM & GROOVE MIL A-A-59326A / MIL C-27487

Type D - Coupler, NPT Female - Brass



Item Code	Product Code	Thread Type 1	DN Head 1 (in)	DN Head 1 (mm)	Thread Type 2	DN Head 2 (in)	DN Head 2 (mm)	Thread 2
2303638	I8A9C828-013021	C&G	1/2"	13	NPT	1/2"	13	1/2"
2303639	I8A9C828-019027	C&G	3/4"	19	NPT	3/4"	19	3/4"
2303640	I8A9C828-025034	C&G	1"	25	NPT	1"	25	1"
2303641	I8A9C828-032042	C&G	1 1/4"	32	NPT	1 1/4"	32	1"1/4
2303642	I8A9C828-038049	C&G	1 1/2"	38	NPT	1 1/2"	38	1"1/2
2303643	I8A9C828-051060	C&G	2"	51	NPT	2"	51	2"
2303644	I8A9C828-063076	C&G	2 1/2"	63	NPT	2 1/2"	63	2"1/2
2303645	I8A9C828-076090	C&G	3"	76	NPT	3"	76	3"
2303646	I8A9C828-102114	C&G	4"	102	NPT	4"	102	4"
2303647	I8A9C828-127140	C&G	5"	127	NPT	5"	127	5"
2303648	I8A9C828-152165	C&G	6"	152	NPT	6"	152	6"

// IPA9C828

CAM & GROOVE MIL A-A-59326A / MIL C-27487

Type D - Coupler, NPT Female - PP



Item Code	Product Code	Thread Type 1	DN Head 1 (in)	DN Head 1 (mm)	Thread Type 2	DN Head 2 (in)	DN Head 2 (mm)	Thread 2
2303660	IPA9C828-013021	C&G	1/2"	13	NPT	1/2"	13	1/2"
2303661	IPA9C828-019027	C&G	3/4"	19	NPT	3/4"	19	3/4"
2303662	IPA9C828-025034	C&G	1"	25	NPT	1"	25	1"
2303663	IPA9C828-032042	C&G	1 1/4"	32	NPT	1 1/4"	32	1"1/4
2303664	IPA9C828-038049	C&G	1 1/2"	38	NPT	1 1/2"	38	1"1/2
2303665	IPA9C828-051060	C&G	2"	51	NPT	2"	51	2"
2303667	IPA9C828-076090	C&G	3"	76	NPT	3"	76	3"
2303668	IPA9C828-102114	C&G	4"	102	NPT	4"	102	4"

// I5A9C900

CAM & GROOVE MIL A-A-59326A / MIL C-27487

Type DC - Female dust cap for adapter - Aluminium



Item Code	Product Code	Thread Type 1	DN Head 1 (in)	DN Head 1 (mm)
2303254	I5A9C900-013	C&G	1/2"	13
2301967	I5A9C900-019	C&G	3/4"	19
2300200	I5A9C900-025	C&G	1"	25
2300201	I5A9C900-032	C&G	1 1/4"	32
2301968	I5A9C900-038	C&G	1 1/2"	38
2301969	I5A9C900-051	C&G	2"	51
2301970	I5A9C900-063	C&G	2 1/2"	63
2301971	I5A9C900-076	C&G	3"	76
2301972	I5A9C900-102	C&G	4"	102
2302712	I5A9C900-127	C&G	5"	127
2302713	I5A9C900-152	C&G	6"	152
2303756	I5A9C900-203	C&G	8"	203

// I3A9C900

CAM & GROOVE MIL A-A-59326A / MIL C-27487

Type DC - Female dust cap for adapter - Stainless steel 316



Item Code	Product Code	Thread Type 1	DN Head 1 (in)	DN Head 1 (mm)
2303256	I3A9C900-013	C&G	1/2"	13
2301973	I3A9C900-019	C&G	3/4"	19
2301546	I3A9C900-025	C&G	1"	25
2302612	I3A9C900-032	C&G	1 1/4"	32
2302613	I3A9C900-038	C&G	1 1/2"	38
2302225	I3A9C900-051	C&G	2"	51
2302614	I3A9C900-063	C&G	2 1/2"	63
2302615	I3A9C900-076	C&G	3"	76
2302616	I3A9C900-102	C&G	4"	102
2303761	I3A9C900-127	C&G	5"	127
2302617	I3A9C900-152	C&G	6"	152

Design and dimensions shown may be changed without prior notice

// I8A9C900**CAM & GROOVE MIL A-A-59326A / MIL C-27487****Type DC - Female dust cap for adapter - Brass**

Item Code	Product Code	Thread Type 1	DN Head 1 (in)	DN Head 1 (mm)
2303255	I8A9C900-013	C&G	1/2"	13
2302797	I8A9C900-019	C&G	3/4"	19
2302798	I8A9C900-025	C&G	1"	25
2302799	I8A9C900-032	C&G	1 1/4"	32
2302800	I8A9C900-038	C&G	1 1/2"	38
2302226	I8A9C900-051	C&G	2"	51
2302801	I8A9C900-063	C&G	2 1/2"	63
2302227	I8A9C900-076	C&G	3"	76
2302802	I8A9C900-102	C&G	4"	102
2303758	I8A9C900-127	C&G	5"	127
2303759	I8A9C900-152	C&G	6"	152

// IPA9C900**CAM & GROOVE MIL A-A-59326A / MIL C-27487****Type DC - Female dust cap for adapter - PP**

Item Code	Product Code	Thread Type 1	DN Head 1 (in)	DN Head 1 (mm)
2303313	IPA9C900-013	C&G	1/2"	13
2303314	IPA9C900-019	C&G	3/4"	19
2303315	IPA9C900-025	C&G	1"	25
2303316	IPA9C900-032	C&G	1 1/4"	32
2303317	IPA9C900-038	C&G	1 1/2"	38
2303318	IPA9C900-051	C&G	2"	51
2303320	IPA9C900-076	C&G	3"	76
2303321	IPA9C900-102	C&G	4"	102

// I5A9C700

CAM & GROOVE MIL A-A-59326A / MIL C-27487

Type DP - Male dust plug for coupler - Aluminium



Item Code	Product Code	Thread Type 1	DN Head 1 (in)	DN Head 1 (mm)
2303257	I5A9C700-013	C&G	1/2"	13
2301979	I5A9C700-019	C&G	3/4"	19
2300967	I5A9C700-025	C&G	1"	25
2302707	I5A9C700-032	C&G	1 1/4"	32
2301982	I5A9C700-038	C&G	1 1/2"	38
2301983	I5A9C700-051	C&G	2"	51
2301985	I5A9C700-063	C&G	2 1/2"	63
2301986	I5A9C700-076	C&G	3"	76
2302708	I5A9C700-102	C&G	4"	102
2302709	I5A9C700-127	C&G	5"	127
2301988	I5A9C700-152	C&G	6"	152

// I3A9C700

CAM & GROOVE MIL A-A-59326A / MIL C-27487

Type DP - Male dust plug for coupler - Stainless steel 316



Item Code	Product Code	Thread Type 1	DN Head 1 (in)	DN Head 1 (mm)
2303237	I3A9C700-013	C&G	1/2"	13
2302605	I3A9C700-019	C&G	3/4"	19
2302606	I3A9C700-025	C&G	1"	25
2302607	I3A9C700-032	C&G	1 1/4"	32
2301746	I3A9C700-038	C&G	1 1/2"	38
2302608	I3A9C700-051	C&G	2"	51
2301989	I3A9C700-063	C&G	2 1/2"	63
2301747	I3A9C700-076	C&G	3"	76
2302609	I3A9C700-102	C&G	4"	102
2302610	I3A9C700-152	C&G	6"	152

Design and dimensions shown may be changed without prior notice

// I8A9C700**CAM & GROOVE MIL A-A-59326A / MIL C-27487****Type DP - Male dust plug for coupler - Brass**

Item Code	Product Code	Thread Type 1	DN Head 1 (in)	DN Head 1 (mm)
2303258	I8A9C700-013	C&G	1/2"	13
2302792	I8A9C700-019	C&G	3/4"	19
2302793	I8A9C700-025	C&G	1"	25
2302794	I8A9C700-032	C&G	1 1/4"	32
2302795	I8A9C700-038	C&G	1 1/2"	38
2302228	I8A9C700-051	C&G	2"	51
2302229	I8A9C700-063	C&G	2 1/2"	63
2302230	I8A9C700-076	C&G	3"	76
2302231	I8A9C700-102	C&G	4"	102
2302796	I8A9C700-127	C&G	5"	127
2303782	I8A9C700-152	C&G	6"	152

// IPA9C700**CAM & GROOVE MIL A-A-59326A / MIL C-27487****Type DP - Male dust plug for coupler - PP**

Item Code	Product Code	Thread Type 1	DN Head 1 (in)	DN Head 1 (mm)
2303322	IPA9C700-013	C&G	1/2"	13
2303323	IPA9C700-019	C&G	3/4"	19
2303324	IPA9C700-025	C&G	1"	25
2303325	IPA9C700-032	C&G	1 1/4"	32
2303326	IPA9C700-038	C&G	1 1/2"	38
2303327	IPA9C700-051	C&G	2"	51
2303329	IPA9C700-076	C&G	3"	76
2303330	IPA9C700-102	C&G	4"	102

// COMBINATION NIPPLE

// I1728M00

ALFACRIMP COMBINATION NIPPLE

NPT Male complete with pre-crimped ferrule - Plated steel



Item Code	Product Code	ID (in)	Hose ID (mm)	Thread Type	Thread (in)	Hose OD Range (mm)	Hose OD Range (min) (mm)	Hose OD Range (max) (mm)
2302332	I1728M00-076090	3"	76,0	NPT	3"	88 - 102	88,0	102,0
2307565	I1728M0D-076090	3"	76,0	NPT	3"	104 - 109	104,0	109,0
2302333	I1728M00-102114	4"	102,0	NPT	4"	114 - 128	114,0	128,0
2307566	I1728M0D-102114	4"	102,0	NPT	4"	130 - 139	130,0	139,0
2302334	I1728M00-127140	5"	127,0	NPT	5"	139 - 153	139,0	153,0
2307464	I1728M0D-127140	5"	127,0	NPT	5"	156 - 163	156,0	163,0
2302335	I1728M00-152165	6"	152,0	NPT	6"	166 - 184	166,0	184,0
2307567	I1728M0D-152165	6"	152,0	NPT	6"	188 - 203	188,0	203,0

For NPT male with serrated hose shank for crimping ferrule and DN < 76 mm. Consult ALFAGOMMA hydraulic catalogue

// I3728M00

ALFACRIMP COMBINATION NIPPLE

NPT Male complete with pre-crimped ferrule - Stainless steel 316



Item Code	Product Code	ID (in)	Hose ID (mm)	Thread Type	Thread (in)	Hose OD Range (mm)	Hose OD Range (min) (mm)	Hose OD Range (max) (mm)
2307196	I3728M00-076090	3"	76,0	NPT	3"	88 - 102	88,0	102,0
2307734	I3728M0D-076090	3"	76,0	NPT	3"	104 - 109	104,0	109,0
2307198	I3728M00-102114	4"	102,0	NPT	4"	114 - 128	114,0	128,0
2307693	I3728M0D-102114	4"	102,0	NPT	4"	130 - 139	130,0	139,0
2307200	I3728M00-127140	5"	127,0	NPT	5"	139 - 153	139,0	153,0
2307694	I3728M0D-127140	5"	127,0	NPT	5"	156 - 163	156,0	163,0
2307202	I3728M00-152165	6"	152,0	NPT	6"	166 - 184	166,0	184,0
2307735	I3728M0D-152165	6"	152,0	NPT	6"	188 - 203	188,0	203,0

Design and dimensions shown may be changed without prior notice

// I17F8M00

ALFACRIMP COMBINATION NIPPLE

NPT Male complete with pre-crimped ferrule - Offshore - for Hook hose lifter - Plated steel



Item Code	Product Code	ID (in)	Hose ID (mm)	Thread Type	Thread (in)	Hose OD Range (mm)	Hose OD Range (min) (mm)	Hose OD Range (max) (mm)
2302375	I17F8M00-076090	3"	76,0	NPT	3"	88 - 102	88,0	102,0
2307959	I17F8M0D-076090	3"	76,0	NPT	3"	104 - 109	104,0	109,0
2302376	I17F8M00-102114	4"	102,0	NPT	4"	114 - 128	114,0	128,0
2307695	I17F8M0D-102114	4"	102,0	NPT	4"	130 - 139	130,0	139,0
2302377	I17F8M00-127140	5"	127,0	NPT	5"	139 - 153	139,0	153,0
2307696	I17F8M0D-127140	5"	127,0	NPT	5"	156 - 163	156,0	163,0
2302378	I17F8M00-152165	6"	152,0	NPT	6"	166 - 184	166,0	184,0
2307960	I17F8M0D-152165	6"	152,0	NPT	6"	188 - 203	188,0	203,0

// I37F8M00

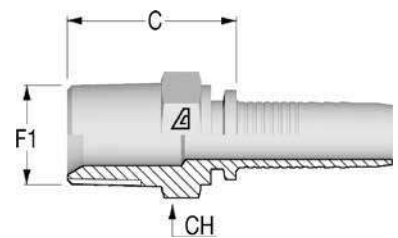
ALFACRIMP COMBINATION NIPPLE

NPT Male complete with pre-crimped ferrule - Offshore - for Hook hose lifter - Stainless Steel 316



Item Code	Product Code	ID (in)	Hose ID (mm)	Thread Type	Thread (in)	Hose OD Range (mm)	Hose OD Range (min) (mm)	Hose OD Range (max) (mm)
2307609	I37F8M00-076090	3"	76,0	NPT	3"	88 - 102	88,0	102,0
2307961	I37F8M0D-076090	3"	76,0	NPT	3"	104 - 109	104,0	109,0
2307573	I37F8M00-102114	4"	102,0	NPT	4"	114 - 128	114,0	128,0
2307697	I37F8M0D-102114	4"	102,0	NPT	4"	130 - 139	130,0	139,0
2307610	I37F8M00-127140	5"	127,0	NPT	5"	139 - 153	139,0	153,0
2307698	I37F8M0D-127140	5"	127,0	NPT	5"	156 - 163	156,0	163,0
2307611	I37F8M00-152165	6"	152,0	NPT	6"	166 - 184	166,0	184,0
2307962	I37F8M0D-152165	6"	152,0	NPT	6"	188 - 203	188,0	203,0

// H1212810

NPTF Male 60° Seat
AGN

Item Code	Product Code	ID (Dash)	ID (mm)	ID (in)	F1 Dash	C (mm)	CH (mm)
1201370	H1212810-323200	32	51,0	2"	32	54,2	65,0

// I1728100A0

COMBINATION NIPPLE FOR SERRATED FERRULE
NPT Male - Serrated hose shank with collar - Plated steel



Item Code	Product Code	ID (in)	Hose ID (mm)	Thread Type	Thread (in)	Head DN (mm)
2307455	I1728100-203219	8"	203,0	NPT	8"	203,0

To be assembled with serrated ferrule "I107U-AF"

// I3728100A0

COMBINATION NIPPLE FOR SERRATED FERRULE
NPT Male - Serrated hose shank with collar - Stainless steel 316



Item Code	Product Code	ID (in)	Hose ID (mm)	Thread Type	Thread (in)	Head DN (mm)
2307456	I3728100-203219	8"	203,0	NPT	8"	203,0

Design and dimensions shown may be changed without prior notice

// FLANGED FITTING

// I17BEW7B

FIXED FLANGE - SLIP ON RF - ASA 150**Serrated hose shank with pre-crimped ferrule - Plated steel**

Item Code	Product Code	ID (in)	Hose ID (mm)	Thread Type	Head DN (in)	Head DN (mm)	Hose OD Range (min) (mm)	Hose OD Range (max) (mm)
2307300	I17BEW7B-076076	3"	76,0	ASA150	3"	76,0	88,0	102,0
2307963	I17BEW7B-00D076	3"	76,0	ASA150	3"	76,0	104,0	109,0
2302366	I17BEW7B-102102	4"	102,0	ASA150	4"	102,0	114,0	128,0
2307675	I17BEW7B-00D102	4"	102,0	ASA150	4"	102,0	130,0	139,0
2307303	I17BEW7B-127127	5"	127,0	ASA150	5"	127,0	139,0	153,0
2307676	I17BEW7B-00D127	5"	127,0	ASA150	5"	127,0	156,0	163,0
2302368	I17BEW7B-152152	6"	152,0	ASA150	6"	152,0	166,0	184,0
2307964	I17BEW7B-00D152	6"	152,0	ASA150	6"	152,0	188,0	203,0
2302370	I17BEW7B-254254	10"	254,0	ASA150	10"	254,0	274,0	292,0

// I37BEW7B

FIXED FLANGE - SLIP ON RF - ASA 150**Serrated hose shank with pre-crimped ferrule - Stainless steel 316**

Item Code	Product Code	ID (in)	Hose ID (mm)	Thread Type	Head DN (in)	Head DN (mm)	Hose OD Range (min) (mm)	Hose OD Range (max) (mm)
2307330	I37BEW7B-076076	3"	76,0	ASA150	3"	76,0	88,0	102,0
2307965	I37BEW7B-00D076	3"	76,0	ASA150	3"	76,0	104,0	109,0
2307332	I37BEW7B-102102	4"	102,0	ASA150	4"	102,0	114,0	128,0
2307677	I37BEW7B-00D102	4"	102,0	ASA150	4"	102,0	130,0	139,0
2307334	I37BEW7B-127127	5"	127,0	ASA150	5"	127,0	139,0	153,0
2307678	I37BEW7B-00D127	5"	127,0	ASA150	5"	127,0	156,0	163,0
2307336	I37BEW7B-152152	6"	152,0	ASA150	6"	152,0	166,0	184,0
2307966	I37BEW7B-00D152	6"	152,0	ASA150	6"	152,0	188,0	203,0

// I17BE67BA0

FIXED FLANGE - SLIP ON RF - ASA 150

Serrated hose shank with collar - Plated steel



Item Code	Product Code	ID (in)	Hose ID (mm)	Thread Type	Head DN (in)	Head DN (mm)
2307211	I17BE67B-A00051	2"	51,0	ASA150	2"	51,0
2307220	I17BE67B-A00203	8"	203,0	ASA150	8"	203,0
2307221	I17BE67B-A00254	10"	254,0	ASA150	10"	254,0

// I37BE67BA0

FIXED FLANGE - SLIP ON RF - ASA 150

Serrated hose shank with collar - Stainless steel 316



Item Code	Product Code	ID (in)	Hose ID (mm)	Thread Type	Head DN (in)	Head DN (mm)
2307255	I37BE67B-A00051	2"	51,0	ASA150	2"	51,0
2307264	I37BE67B-A00203	8"	203,0	ASA150	8"	203,0
2307265	I37BE67B-A00254	10"	254,0	ASA150	10"	254,0

// I17BET9A

SWIVEL FLANGE - LAP JOINT FF - ASA 150

Serrated hose shank with pre-crimped ferrule - Plated steel



Item Code	Product Code	ID (in)	Hose ID (mm)	Thread Type	Head DN (in)	Head DN (mm)	Hose OD Range (min) (mm)	Hose OD Range (max) (mm)
2307306	I17BET9A-076076	3"	76,0	ASA150	3"	76,0	88,0	102,0
2307967	I17BET9A-00D076	3"	76,0	ASA150	3"	76,0	104,0	109,0
2307308	I17BET9A-102102	4"	102,0	ASA150	4"	102,0	114,0	128,0
2307679	I17BET9A-00D102	4"	102,0	ASA150	4"	102,0	130,0	139,0
2307310	I17BET9A-127127	5"	127,0	ASA150	5"	127,0	139,0	153,0
2307680	I17BET9A-00D127	5"	127,0	ASA150	5"	127,0	156,0	163,0
2307312	I17BET9A-152152	6"	152,0	ASA150	6"	152,0	166,0	184,0
2307968	I17BET9A-00D152	6"	152,0	ASA150	6"	152,0	188,0	203,0
2302364	I17BET9A-254254	10"	254,0	ASA150	10"	254,0	274,0	292,0

Design and dimensions shown may be changed without prior notice

// I37BET9A

SWIVEL FLANGE - LAP JOINT FF - ASA 150**Serrated hose shank with pre-crimped ferrule - Stainless steel 316**

Item Code	Product Code	ID (in)	Hose ID (mm)	Thread Type	Head DN (in)	Head DN (mm)	Hose OD Range (min) (mm)	Hose OD Range (max) (mm)
2307338	I37BET9A-076076	3"	76,0	ASA150	3"	76,0	88,0	102,0
2307969	I37BET9A-00D076	3"	76,0	ASA150	3"	76,0	104,0	109,0
2307340	I37BET9A-102102	4"	102,0	ASA150	4"	102,0	114,0	128,0
2307681	I37BET9A-00D102	4"	102,0	ASA150	4"	102,0	130,0	139,0
2307342	I37BET9A-127127	5"	127,0	ASA150	5"	127,0	139,0	153,0
2307682	I37BET9A-00D127	5"	127,0	ASA150	5"	127,0	156,0	163,0
2307344	I37BET9A-152152	6"	152,0	ASA150	6"	152,0	166,0	184,0
2307970	I37BET9A-00D152	6"	152,0	ASA150	6"	152,0	188,0	203,0

// I17BE79AA0

SWIVEL FLANGE - LAP JOINT FF - ASA 150**Serrated hose shank with collar - Plated steel**

Item Code	Product Code	ID (in)	Hose ID (mm)	Thread Type	Head DN (in)	Head DN (mm)
2307222	I17BE79A-A00051	2"	51,0	ASA150	2"	51,0
2307231	I17BE79A-A00203	8"	203,0	ASA150	8"	203,0
2307232	I17BE79A-A00254	10"	254,0	ASA150	10"	254,0

// I37BE79AA0

SWIVEL FLANGE - LAP JOINT FF - ASA 150**Serrated hose shank with collar - Stainless steel 316**

Item Code	Product Code	ID (in)	Hose ID (mm)	Thread Type	Head DN (in)	Head DN (mm)
2307266	I37BE79A-A00051	2"	51,0	ASA150	2"	51,0
2307275	I37BE79A-A00203	8"	203,0	ASA150	8"	203,0
2307276	I37BE79A-A00254	10"	254,0	ASA150	10"	254,0



// QUICK RELEASE COUPLING

POPPET VALVE - SVK-ISO-A	99
PUSH PULL - SVK-1H	101
PUSH PULL - SPK-1H	103
FLAT FACE - FPK	104
FLAT FACE - FPK-P	106
SCREW TYPE - HDK	107
QUICK RELEASE ADAPTER	109

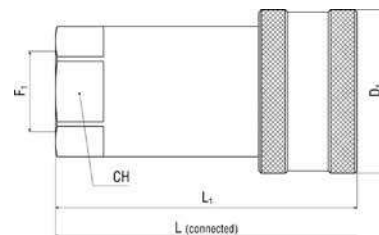
Design and dimensions shown may be changed without prior notice

// POPPET VALVE - SVK-ISO-A

// STANDARD ISO 7241 A - POPPET SVK-ISO-A

Female coupling - Female thread

ISO 7241 A

Application: suitable for liquid lines with mineral oil-based hydraulic fluids to DIN 51524 T1+T2.**Material:** galvanised steel with hardened parts subject to wear. NBR O-rings (other materials optional). Cr-III zinc plating through additional passivation for improved surface protection.**Temperature Range:** -20 °C +100 °C**Thread Standard:** BSPP connection according to DIN 3852-2-X, NPTF connection according to ANSI B1-20.3.

Item Code	ID (Dash)	ID (mm)	ID (in)	WP Conn. (Mpa)	BP Disconn. (Mpa)	Thread 1	D1 (mm)	CH (mm)	L1 (mm)	L (mm)
1219613	4	6,0	1/4"	35,0	140,0	BSPP	26,0	19,0	50,0	74,2
1219607	6	10,0	3/8"	31,5	126,0	BSPP	31,5	22,0	56,0	78,5
1232129	6	10,0	3/8"	31,5	126,0	BSPP	32,0	27,0	56,0	74,5
1219617	8	13,0	1/2"	27,0	108,0	BSPP	38,5	27,0	66,0	88,2
1219609	12	19,0	3/4"	25,0	100,0	BSPP	48,0	34,0	82,5	110,4
1219619	16	25,0	1"	20,0	80,0	BSPP	56,0	41,0	100,0	132,9
1223504	20	32,0	1 1/4"	20,0	80,0	BSPP	70,0	50,0	117,0	150,0
1219620	24	38,0	1 1/2"	16,0	64,0	BSPP	84,5	60,0	133,0	167,0
1223392	32	51,0	2"	10,0	40,0	BSPP	99,0	75,0	165,0	210,0
1219612	4	6,0	1/4"	35,0	140,0	NPTF	26,0	19,0	50,0	74,2
1222491	6	10,0	3/8"	31,5	126,0	NPTF	31,5	22,0	57,1	78,5
1222488	8	13,0	1/2"	27,0	108,0	NPTF	38,5	27,0	66,0	88,2
1222494	12	19,0	3/4"	25,0	100,0	NPTF	48,0	34,0	82,5	110,4
1222495	16	25,0	1"	20,0	80,0	NPTF	56,0	41,0	100,0	132,9
1229489	24	38,0	1 1/2"	16,0	64,0	NPTF	84,5	60,0	133,0	167,0
1229490	32	51,0	2"	10,0	40,0	NPTF	99,0	75,0	165,0	210,0

Rated flow / pressure drop compliant with ISO 7241-1 standard. Specific instructions for installation, use and maintenance are separately provided.

// STANDARD ISO 7241 A - POPPET SVK-ISO-A

Male coupling - Female thread

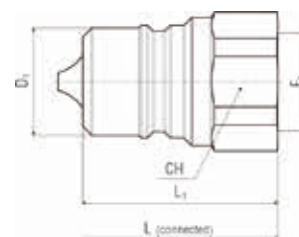
ISO 7241 A

Application: suitable for liquid lines with mineral oil-based hydraulic fluids to DIN 51524 T1+T2.

Material: galvanised steel with hardened parts subject to wear. NBR O-rings (other materials optional). Cr-III zinc plating through additional passivation for improved surface protection.

Temperature Range: -20 °C +100 °C

Thread Standard: BSPP connection according to DIN 3852-2-X, NPTF connection according to ANSI B1-20.3.



Item Code	ID (Dash)	ID (mm)	ID (in)	WP Conn. (Mpa)	BP Disconn. (Mpa)	Thread 1	D1 (mm)	CH (mm)	L1 (mm)	L (mm)
1219611	4	6,0	1/4"	35,0	140,0	BSPP	11,8	19,0	38,5	74,2
1219606	6	10,0	3/8"	31,5	126,0	BSPP	17,3	22,0	36,5	78,5
1219615	8	13,0	1/2"	27,0	108,0	BSPP	20,5	27,0	44,0	88,2
1219608	12	19,0	3/4"	25,0	100,0	BSPP	29,0	34,0	55,0	110,4
1219618	16	25,0	1"	20,0	80,0	BSPP	34,3	41,0	66,0	132,9
1223512	20	32,0	1 1/4"	20,0	80,0	BSPP	45,0	50,0	75,0	150,0
1223511	24	38,0	1 1/2"	16,0	64,0	BSPP	55,0	60,0	83,5	167,0
1223395	32	51,0	2"	10,0	40,0	BSPP	65,0	75,0	105,0	210,0
1219610	4	6,0	1/4"	35,0	140,0	NPTF	11,8	19,0	38,5	74,2
1222492	6	10,0	3/8"	31,5	126,0	NPTF	17,3	22,0	39,0	78,5
1222489	8	13,0	1/2"	27,0	108,0	NPTF	20,5	27,0	44,0	88,2
1222490	12	19,0	3/4"	25,0	100,0	NPTF	29,0	34,0	55,0	110,4
1222487	16	25,0	1"	20,0	80,0	NPTF	34,3	41,0	66,0	132,9
1229496	24	38,0	1 1/2"	16,0	64,0	NPTF	55,0	60,0	83,5	167,0
1229497	32	51,0	2"	10,0	40,0	NPTF	65,0	75,0	105,0	210,0

Rated flow / pressure drop compliant with ISO 7241-1 standard. Specific instructions for installation, use and maintenance are separately provided.

Design and dimensions shown may be changed without prior notice

// PUSH PULL - SVK-1H

// STANDARD ISO 5675 - POPPET SVK-1H

Female coupling - Female thread

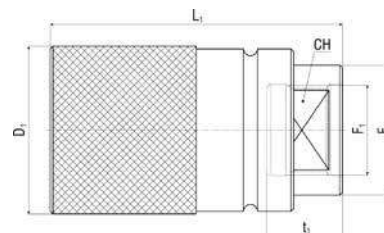
ISO 5675

Application: suitable for liquid lines with mineral oil-based hydraulic fluids to DIN 51524 T1+T2. Also available for flame-resistant hydraulic fluids to VDMA 24317, for pneumatic and water hydraulics in appropriate materials on request.

Material: galvanised steel with hardened parts subject to wear. TPE poppet valve seal (PTFE optional). HNBR O-rings (other materials optional). Galvanised steel threaded adapters for various connection types. Polyethylene dust cap and dust plug. TOP COAT Cr-III zinc plating through additional trivalent passivation for outstanding surface protection.

Temperature Range: -30 °C +100 °C

Thread Standard: BSPP connection according to DIN 3852-2-X, metric connection according to DIN 3852.



Item Code	ID (Dash)	ID (mm)	ID (in)	WP Conn. (Mpa)	Thread 1	D1 (mm)	t1 (mm)	CH (mm)	L1 (mm)
1219634	5	8,0	5/16"	40,0	BSPP	32,0	9,0	19,0	54,0
1219632	8	13,0	1/2"	25,0	BSPP	39,0	16,0	27,0	63,0
1229069	12	19,0	3/4"	25,0	BSPP	51,0	18,0	36,0	88,5
1229089	5	8,0	5/16"	40,0	MET	32,0	9,0	19,0	54,0
1229090	8	13,0	1/2"	25,0	MET	39,0	16,0	27,0	63,0
1229091	12	19,0	3/4"	25,0	MET	51,0	18,0	36,0	88,5

Other sizes and connection types available on request. Specific instructions for installation, use and maintenance are separately provided. DN 12 compatible with ISO 7241-1-A.

// STANDARD ISO 5675 - POPPET SVK-1H

Male coupling - Female thread

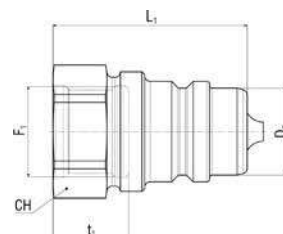
ISO 5675

Application: suitable for liquid lines with mineral oil-based hydraulic fluids to DIN 51524 T1+T2. Also available for flame-resistant hydraulic fluids to VDMA 24317, for pneumatic and water hydraulics in appropriate materials on request.

Material: galvanised steel with hardened parts subject to wear. TPE poppet valve seal (PTFE optional). HNBR O-rings (other materials optional). Galvanised steel threaded adapters for various connection types. Polyethylene dust cap and dust plug. TOP COAT Cr-III zinc plating through additional trivalent passivation for outstanding surface protection.

Temperature Range: -30 °C +100 °C

Thread Standard: BSPP connection according to DIN 3852-2-X, metric connection according to DIN 3852.



Item Code	ID (Dash)	ID (mm)	ID (in)	WP Conn. (Mpa)	Thread 1	D1 (mm)	t1 (mm)	CH (mm)	L1 (mm)
1219633	5	8,0	5/16"	40,0	BSPP	16,0	14,0	22,0	36,0
1219631	8	13,0	1/2"	25,0	BSPP	20,6	16,0	27,0	45,0
1229020	12	19,0	3/4"	25,0	BSPP	34,0	18,0	41,0	55,0
1229061	5	8,0	5/16"	40,0	MET	16,0	14,0	22,0	36,0
1229062	8	13,0	1/2"	25,0	MET	20,6	16,0	27,0	45,0
1229063	12	19,0	3/4"	25,0	MET	34,0	18,0	41,0	55,0

Other sizes and connection types available on request. Specific instructions for installation, use and maintenance are separately provided. DN 12 compatible with ISO 7241-1-A.

// STANDARD ISO 5675 - POPPET SVK-1H

Female coupling - Male thread

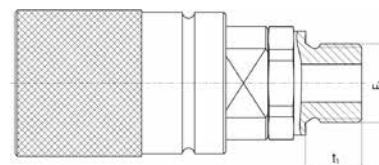
ISO 5675

Application: suitable for liquid lines with mineral oil-based hydraulic fluids to DIN 51524 T1+T2. Also available for flame-resistant hydraulic fluids to VDMA 24317, for pneumatic and water hydraulics in appropriate materials on request.

Material: galvanised steel with hardened parts subject to wear. TPE poppet valve seal (PTFE optional). HNBR O-rings (other materials optional). Galvanised steel threaded adapters for various connection types. Polyethylene dust cap and dust plug. TOP COAT Cr-III zinc plating through additional trivalent passivation for outstanding surface protection.

Temperature Range: -30 °C +100 °C

Thread Standard: AGF connection according to DIN 3901 heavy duty range with pipe thread G (BSPP), type A to DIN 3852-2.



Item Code	ID (Dash)	ID (mm)	ID (in)	WP Conn. (Mpa)	Thread 1	t1 (mm)
1229064	5	8,0	5/16"	40,0	BSPP	12,0
1229065	5	8,0	5/16"	40,0	BSPP	12,0
1229066	8	13,0	1/2"	25,0	BSPP	14,0
1229068	12	19,0	3/4"	25,0	BSPP	16,0
1229067	12	19,0	3/4"	25,0	BSPP	18,0

Other sizes and connection types available on request. Specific instructions for installation, use and maintenance are separately provided. DN 12 compatible with ISO 7241-1-A.

// STANDARD ISO 5675 - POPPET SVK-1H

Male coupling - Male thread

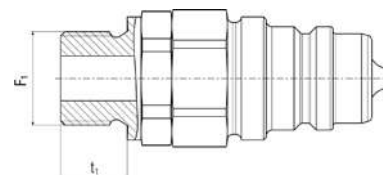
ISO 5675

Application: suitable for liquid lines with mineral oil-based hydraulic fluids to DIN 51524 T1+T2. Also available for flame-resistant hydraulic fluids to VDMA 24317, for pneumatic and water hydraulics in appropriate materials on request.

Material: galvanised steel with hardened parts subject to wear. TPE poppet valve seal (PTFE optional). HNBR O-rings (other materials optional). Galvanised steel threaded adapters for various connection types. Polyethylene dust cap and dust plug. TOP COAT Cr-III zinc plating through additional trivalent passivation for outstanding surface protection.

Temperature Range: -30 °C +100 °C

Thread Standard: AGF connection according to DIN 3901 heavy duty range with pipe thread G (BSPP), type A to DIN 3852-2.



Item Code	ID (Dash)	ID (mm)	ID (in)	WP Conn. (Mpa)	Thread 1	t1 (mm)
1229015	5	8,0	5/16"	40,0	BSPP	12,0
1229016	5	8,0	5/16"	40,0	BSPP	12,0
1229017	8	13,0	1/2"	25,0	BSPP	14,0
1229019	12	19,0	3/4"	25,0	BSPP	16,0
1229018	12	19,0	3/4"	25,0	BSPP	18,0

Other sizes and connection types available on request. Specific instructions for installation, use and maintenance are separately provided. DN 12 compatible with ISO 7241-1-A..

Design and dimensions shown may be changed without prior notice

// PUSH PULL - SPK-1H

// STANDARD ISO 5675 - POPPET SPK-1H

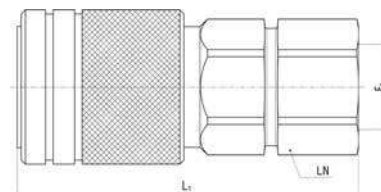
Female coupling - Female thread**ISO 5675 - SAE J 1036**

Application: suitable for liquid lines with mineral oil-based hydraulic fluids to DIN 51524 T1+T2. Also available for flame-resistant hydraulic fluids to VDMA 24317, for pneumatic and water hydraulics in appropriate materials on request.

Material: galvanised steel with hardened parts subject to wear. Brass valve stem guide. TPE poppet valve seal (PTFE optional). HNBR O-rings (other materials optional). Galvanised steel threaded adapters for various connection types. Polyethylene dust cap and dust plug. TOP COAT Cr-III zinc plating through additional trivalent passivation for outstanding surface protection.

Temperature Range: -30 °C +125 °C

Thread Standard: BSPP connection according to DIN 3852-2-X, NPTF connection according to ANSI B1-20.3, metric connection according to DIN 3852, SAE UNF/UN connection according to SAE J 1926-1.



Item Code	ID (Dash)	ID (mm)	ID (in)	WP Conn. (Mpa)	Thread 1	L1 (mm)	LN (mm)
1231470	8	13,0	1/2"	25,0	BSPP	84,0	30,0
1231473	8	13,0	1/2"	25,0	MET	84,0	30,0
1231471	8	13,0	1/2"	25,0	NPTF	84,0	30,0
1231472	8	13,0	1/2"	25,0	SAE-OB	84,0	30,0

Compatible with ISO 7241-1-A. Materials, flow losses and temperatures are comparable to ARGUS SVK-1H quick release couplings. The two couplings can be interchanged, coupled and used as a pull-off coupling. For use with SVK-ISO-A or SVK-1H coupling plugs. Other sizes and connection types available on request. Specific instructions for installation, use and maintenance are separately provided.

// FLAT FACE - FPK

// STANDARD ISO 16028 - FLAT FACE FPK

Female coupling - Female thread

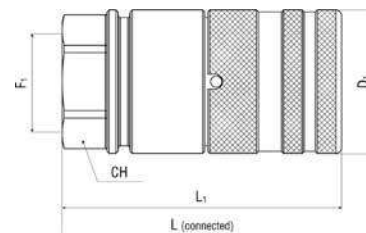
ISO 16028

Application: suitable for liquid lines with mineral oil-based hydraulic fluids to DIN 51524 T1+T2. Also available for flame-resistant hydraulic fluids to VDMA 24317, for pneumatic and water hydraulics in appropriate materials on request.

Material: galvanised steel with hardened parts subject to wear. HNBR seals (other materials on request). Backup rings PTFE. Thermoplastic dust cap and dust plug. TOP COAT Cr-III zinc plating through additional trivalent passivation for outstanding surface protection.

Temperature Range: -30 °C +125 °C

Thread Standard: BSPP connection according to DIN 3852-2-X, NPTF connection according to ANSI B1-20.3, metric connection according to ISO 6149-1, SAE UNF/UN connection according to SAE J 1926-1.



Item Code	ID (Dash)	ID (mm)	ID (in)	WP Conn. (Mpa)	BP Disconn. (Mpa)	Thread 1	D1 (mm)	CH (mm)	L1 (mm)	L (mm)
1229101	4	6,0	1/4"	35,0	140,0	BSPP	26,0	22,0	57,8	97,0
1229102	6	10,0	3/8"	35,0	140,0	BSPP	32,0	27,0	69,3	117,0
1224380	6	10,0	3/8"	35,0	140,0	BSPP	32,0	27,0	69,3	117,0
1224381	8	13,0	1/2"	35,0	140,0	BSPP	38,0	32,0	74,5	125,0
1229103	8	13,0	1/2"	35,0	140,0	BSPP	38,0	32,0	74,5	125,0
1232287	10	16,0	5/8"	35,0	140,0	BSPP	40,0	34,0	81,3	134,0
1229105	12	19,0	3/4"	35,0	140,0	BSPP	48,0	42,0	93,0	156,0
1224382	12	19,0	3/4"	35,0	140,0	BSPP	48,0	42,0	93,0	156,0
1231464	16	25,0	1"	35,0	140,0	BSPP	55,0	50,0	101,0	177,0
1229106	16	25,0	1"	35,0	140,0	BSPP	55,0	50,0	101,0	177,0
1231469	6	10,0	3/8"	35,0	140,0	MET	32,0	27,0	69,3	117,0
1229213	4	6,0	1/4"	35,0	140,0	NPTF	26,0	22,0	57,8	97,0
1229214	6	10,0	3/8"	35,0	140,0	NPTF	32,0	27,0	69,3	117,0
1229215	6	10,0	3/8"	35,0	140,0	NPTF	32,0	27,0	69,3	117,0
1229217	8	13,0	1/2"	35,0	140,0	NPTF	38,0	32,0	74,5	125,0
1229216	8	13,0	1/2"	35,0	140,0	NPTF	38,0	32,0	74,5	125,0
1232382	10	16,0	5/8"	35,0	140,0	NPTF	40,0	34,0	81,3	134,0
1229219	12	19,0	3/4"	35,0	140,0	NPTF	48,0	42,0	93,0	156,0
1232460	12	19,0	3/4"	35,0	140,0	NPTF	48,0	42,0	93,0	156,0
1231467	16	25,0	1"	35,0	140,0	NPTF	55,0	50,0	101,0	177,0
1233075	16	25,0	1"	35,0	140,0	NPTF	55,0	50,0	101,0	177,0
1233978	4	6,0	1/4"	35,0	140,0	SAE-OB	26,0	22,0	57,8	97,0
1229236	6	10,0	3/8"	35,0	140,0	SAE-OB	32,0	27,0	71,3	119,0
1229238	8	13,0	1/2"	35,0	140,0	SAE-OB	38,0	32,0	74,5	125,0
1232384	10	16,0	5/8"	35,0	140,0	SAE-OB	40,0	34,0	90,3	153,0
1229241	12	19,0	3/4"	35,0	140,0	SAE-OB	48,0	42,0	107,3	185,3
1229243	16	25,0	1"	35,0	140,0	SAE-OB	55,0	50,0	107,3	185,3

Other sizes and connection types available on request. Specific instructions for installation, use and maintenance are separately provided.

Design and dimensions shown may be changed without prior notice

// STANDARD ISO 16028 - FLAT FACE FPK

Male coupling - Female thread

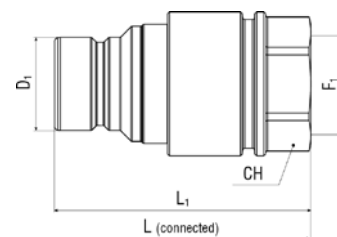
ISO 16028

Application: suitable for liquid lines with mineral oil-based hydraulic fluids to DIN 51524 T1+T2. Also available for flame-resistant hydraulic fluids to VDMA 24317, for pneumatic and water hydraulics in appropriate materials on request.

Material: galvanised steel with hardened parts subject to wear. HNBR seals (other materials on request). Backup rings PTFE. Thermoplastic dust cap and dust plug. TOP COAT Cr-III zinc plating through additional trivalent passivation for outstanding surface protection.

Temperature Range: -30 °C +125 °C

Thread Standard: BSPP connection according to DIN 3852-2-X, NPTF connection according to ANSI B1-20.3, metric connection according to ISO 6149-1, SAE UNF/UN connection according to SAE J 1926-1.



Item Code	ID (Dash)	ID (mm)	ID (in)	WP Conn. (Mpa)	BP Disconn. (Mpa)	Thread 1	D1 (mm)	CH (mm)	L1 (mm)	L (mm)
1229109	4	6,0	1/4"	35,0	140,0	BSPP	16,2	20,0	50,5	97,0
1229110	6	10,0	3/8"	35,0	140,0	BSPP	19,7	27,0	64,0	117,0
1229111	6	10,0	3/8"	35,0	140,0	BSPP	19,7	27,0	64,0	117,0
1229112	8	13,0	1/2"	35,0	140,0	BSPP	24,6	32,0	72,0	129,0
1224377	8	13,0	1/2"	35,0	140,0	BSPP	24,6	32,0	68,0	125,0
1232288	10	16,0	5/8"	35,0	140,0	BSPP	27,0	34,0	70,0	134,0
1224378	12	19,0	3/4"	35,0	140,0	BSPP	29,9	42,0	85,0	156,0
1229113	12	19,0	3/4"	35,0	140,0	BSPP	29,9	42,0	85,0	156,0
1231463	16	25,0	1"	35,0	140,0	BSPP	36,0	50,0	99,0	177,0
1229114	16	25,0	1"	35,0	140,0	BSPP	36,0	50,0	99,0	177,0
1231468	6	10,0	3/8"	35,0	140,0	MET	19,7	27,0	64,0	117,0
1229226	6	10,0	3/8"	35,0	140,0	NPTF	19,7	27,0	64,0	117,0
1229225	6	10,0	3/8"	35,0	140,0	NPTF	19,7	27,0	64,0	117,0
1229227	8	13,0	1/2"	35,0	140,0	NPTF	24,6	32,0	68,0	125,0
1229228	8	13,0	1/2"	35,0	140,0	NPTF	24,6	32,0	68,0	125,0
1232383	10	16,0	5/8"	35,0	140,0	NPTF	27,0	34,0	70,0	134,0
1229230	12	19,0	3/4"	35,0	140,0	NPTF	29,9	42,0	85,0	156,0
1232461	12	19,0	3/4"	35,0	140,0	NPTF	29,9	42,0	85,0	156,0
1233076	16	25,0	1"	35,0	140,0	NPTF	36,0	50,0	99,0	177,0
1231466	16	25,0	1"	35,0	140,0	NPTF	36,0	50,0	99,0	177,0
1233980	4	6,0	1/4"	35,0	140,0	SAE-OB	16,2	20,0	50,5	97,0
1229247	6	10,0	3/8"	35,0	140,0	SAE-OB	19,7	27,0	64,0	119,0
1229249	8	13,0	1/2"	35,0	140,0	SAE-OB	24,6	32,0	72,0	125,0
1232385	10	16,0	5/8"	35,0	140,0	SAE-OB	27,0	34,0	80,0	153,0
1229252	12	19,0	3/4"	35,0	140,0	SAE-OB	29,9	42,0	87,0	164,5
1229254	16	25,0	1"	35,0	140,0	SAE-OB	36,0	50,0	99,0	185,3

Other sizes and connection types available on request. Specific instructions for installation, use and maintenance are separately provided.

// FLAT FACE - FPK-P

// STANDARD ISO 16028 - FLAT FACE FPK-P CONNECTABLE UNDER PRESSURE

Male coupling - Female thread

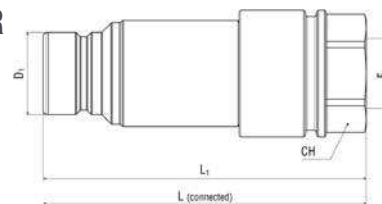
ISO 16028

Application: suitable for liquid lines with mineral oil-based hydraulic fluids to DIN 51524 T1+T2. Also available for flame-resistant hydraulic fluids to VDMA 24317, for pneumatic and water hydraulics in appropriate materials on request.

Material: galvanised steel with hardened parts subject to wear. HNBR seals (other materials on request). Backup rings PTFE. Thermoplastic dust cap and dust plug. TOP COAT Cr-III zinc plating through additional trivalent passivation for outstanding surface protection.

Temperature Range: -30 °C +125 °C

Thread Standard: BSPP connection according to DIN 3852-2-X, NPTF connection according to ANSI B1-20.3.



Item Code	ID (Dash)	ID (mm)	ID (in)	WP Conn. (Mpa)	BP Disconn. (Mpa)	Thread 1	D1 (mm)	CH (mm)	L1 (mm)	L (mm)
1232283	6	10,0	3/8"	35,0	140,0	BSPP	19,7	27,0	82,5	134,0
1231474	8	13,0	1/2"	35,0	140,0	BSPP	24,6	32,0	94,5	152,0
1232284	12	19,0	3/4"	35,0	140,0	BSPP	29,9	42,0	118,5	189,5
1234990	6	10,0	3/8"	35,0	140,0	NPTF	19,7	27,0	82,5	134,0
1234991	8	13,0	1/2"	35,0	140,0	NPTF	24,6	32,0	94,5	152,0
1234992	12	19,0	3/4"	35,0	140,0	NPTF	29,9	42,0	118,5	189,5

Rated flow / pressure drop values on request. Other sizes and connection types available on request.

Design and dimensions shown may be changed without prior notice

// SCREW TYPE - HDK

// SCREW COUPLING - POPPET HDK

Female coupling (fixed part) - Male thread

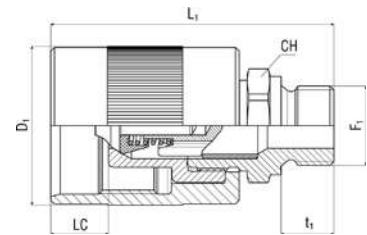
ISO 14541

Application: suitable for liquid lines with mineral oil-based hydraulic fluids to DIN 51524 and DIN 51525. Also available for flame-resistant hydraulic fluids to VDMA 24317, for pneumatics and water hydraulics in appropriate materials on request.

Material: galvanised steel. TPE poppet valve seal (PTFE optional). HNBR O-rings (other materials optional). Polyethylene dust cap and plug. Stainless steel compression spring. TOP COAT Cr-III zinc plating through additional trivalent passivation for outstanding surface protection.

Temperature Range: -30 °C +125 °C

Thread Standard: AGF connection according to DIN 3901 heavy duty range with pipe thread G (BSPP), type A to DIN 3852-2.



Item Code	ID (Dash)	ID (mm)	ID (in)	WP Conn. (Mpa)	Thread 1	FC	t1 (mm)	CH (mm)	LC (mm)	L1 (mm)
1228935	5	8,0	5/16"	45,0	BSPP	M28x2	12,0	22,0	14,5	54,0
1219534	8	13,0	1/2"	40,0	BSPP	M36x2	14,0	27,0	17,0	61,5
1228937	16	25,0	1"	31,5	BSPP	M48x3	18,0	41,0	26,0	90,0
1228936	16	25,0	1"	31,5	BSPP	M48x3	16,0	41,0	26,0	87,5

Other sizes and connection types available on request. Specific instructions for installation, use and maintenance are separately provided.

// SCREW COUPLING - POPPET HDK

Male coupling (loose part) - Male thread

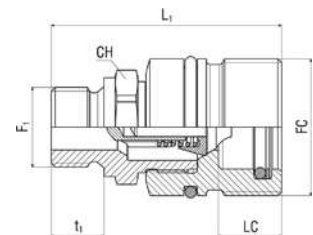
ISO 14541

Application: suitable for liquid lines with mineral oil-based hydraulic fluids to DIN 51524 and DIN 51525. Also available for flame-resistant hydraulic fluids to VDMA 24317, for pneumatics and water hydraulics in appropriate materials on request.

Material: galvanised steel. TPE poppet valve seal (PTFE optional). HNBR O-rings (other materials optional). Polyethylene dust cap and plug. Stainless steel compression spring. TOP COAT Cr-III zinc plating through additional trivalent passivation for outstanding surface protection.

Temperature Range: -30 °C +125 °C

Thread Standard: AGF connection according to DIN 3901 heavy duty range with pipe thread G (BSPP), type A to DIN 3852-2.



Item Code	ID (Dash)	ID (mm)	ID (in)	WP Conn. (Mpa)	Thread 1	D1 (mm)	t1 (mm)	CH (mm)	LC (mm)	L1 (mm)
1228919	5	8,0	5/16"	45,0	BSPP	34,0	12,0	22,0	12,5	64,0
1219526	8	13,0	1/2"	40,0	BSPP	42,0	14,0	27,0	15,5	75,5
1228920	16	25,0	1"	31,5	BSPP	55,0	16,0	41,0	11,0	91,0
1228921	16	25,0	1"	31,5	BSPP	55,0	18,0	41,0	11,0	91,0

Other sizes and connection types available on request. Specific instructions for installation, use and maintenance are separately provided.

// SCREW COUPLING - POPPET HDK

Female coupling (fixed part) - Female thread

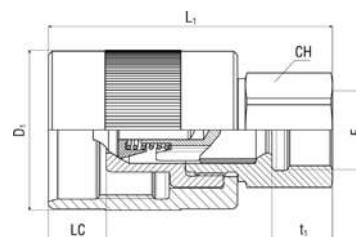
ISO 14541

Application: suitable for liquid lines with mineral oil-based hydraulic fluids to DIN 51524 and DIN 51525. Also available for flame-resistant hydraulic fluids to VDMA 24317, for pneumatics and water hydraulics in appropriate materials on request.

Material: galvanised steel. TPE poppet valve seal (PTFE optional). HNBR O-rings (other materials optional). Polyethylene dust cap and plug. Stainless steel compression spring. TOP COAT Cr-III zinc plating through additional trivalent passivation for outstanding surface protection.

Temperature Range: -30 °C +125 °C

Thread Standard: metric connection according to DIN EN ISO 8434-1.



Item Code	ID (Dash)	ID (mm)	ID (in)	WP Conn. (Mpa)	Thread 1	FC	t1 (mm)	CH (mm)	LC (mm)	L1 (mm)
1219538	5	8,0	5/16"	45,0	BSPP	M28x2	14,0	22,0	14,5	55,0
1219537	8	13,0	1/2"	40,0	BSPP	M36x2	16,0	27,0	17,0	60,5
1249325	8	13,0	1/2"	40,0	BSPP	M36x2	16,0	27,0	17,0	60,5
1219535	16	25,0	1"	31,5	BSPP	M48x3	20,0	41,0	26,0	92,5
1219536	16	25,0	1"	31,5	BSPP	M48x3	18,0	41,0	26,0	89,5
1249328	16	25,0	1"	31,5	BSPP	M48x3	20,0	41,0	26,0	92,5
1230056	20	32,0	1 1/4"	31,5	BSPP	M70x3		55,0	36,0	115,0
1249333	20	32,0	1 1/4"	31,5	BSPP	M70x3		55,0	36,0	115,0
1228939	16	25,0	1"	31,5	NPTF	M48x3	17,0	41,0	26,0	84,5
1228940	16	25,0	1"	31,5	NPTF	M48x3	20,5	41,0	26,0	88,5
1232387	20	32,0	1 1/4"	31,5	NPTF	M70x3		55,0	36,0	115,0
1231479	16	25,0	1"	31,5	SAE-OB	M48x3	18,0	41,0	26,0	89,5

Other sizes and connection types available on request. Specific instructions for installation, use and maintenance are separately provided.

// SCREW COUPLING - POPPET HDK

Male coupling (loose part) - Female thread

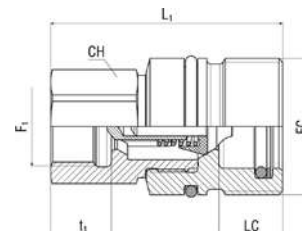
ISO 14541

Application: suitable for liquid lines with mineral oil-based hydraulic fluids to DIN 51524 and DIN 51525. Also available for flame-resistant hydraulic fluids to VDMA 24317, for pneumatics and water hydraulics in appropriate materials on request.

Material: galvanised steel. TPE poppet valve seal (PTFE optional). HNBR O-rings (other materials optional). Polyethylene dust cap and plug. Stainless steel compression spring. TOP COAT Cr-III zinc plating through additional trivalent passivation for outstanding surface protection.

Temperature Range: -30 °C +125 °C

Thread Standard: BSPP connection according to DIN 3852-2-X, NPTF connection according to ANSI B1-20.3, SAE UNF/UN connection according to SAE J 1926-1.



Item Code	ID (Dash)	ID (mm)	ID (in)	WP Conn. (Mpa)	Thread 1	D1 (mm)	t1 (mm)	CH (mm)	LC (mm)	L1 (mm)
1219530	5	8,0	5/16"	45,0	BSPP	34,0	14,0	22,0	12,5	65,0
1219529	8	13,0	1/2"	40,0	BSPP	42,0	16,0	27,0	15,5	74,5
1249326	8	13,0	1/2"	40,0	BSPP	42,0	16,0	27,0	15,5	74,5
1219528	16	25,0	1"	31,5	BSPP	55,0	18,0	41,0	11,0	98,0
1219527	16	25,0	1"	31,5	BSPP	55,0	20,0	41,0	11,0	101,0
1249329	16	25,0	1"	31,5	BSPP	55,0	20,0	41,0	11,0	101,0
1230063	20	32,0	1 1/4"	31,5	BSPP	80,0		55,0	10,0	117,0
1249334	20	32,0	1 1/4"	31,5	BSPP	80,0		55,0	10,0	117,0
1228922	8	13,0	1/2"	40,0	NPTF	42,0	16,5	27,0	15,5	75,5
1228923	16	25,0	1"	31,5	NPTF	55,0	17,0	41,0	11,0	93,0
1228924	16	25,0	1"	31,5	NPTF	55,0	20,5	41,0	11,0	97,0
1232388	20	32,0	1 1/4"	31,5	NPTF	80,0		55,0	10,0	117,0
1231480	16	25,0	1"	31,5	SAE-OB	55,0	18,0	41,0	11,0	98,0

Other sizes and connection types available on request. Specific instructions for installation, use and maintenance are separately provided.

Design and dimensions shown may be changed without prior notice

// QUICK RELEASE ADAPTER

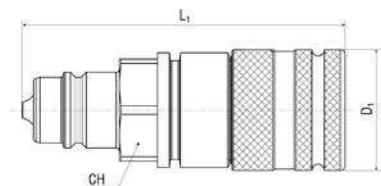
// QUICK RELEASE ADAPTER - FLAT FACE - ISO A 1/2"

Female flat face ISO 16028 - Male poppet ISO 7241 A

Application: suitable for liquid lines with mineral oil-based hydraulic fluids to DIN 51524 T1+T2. Also available for flame-resistant hydraulic fluids to VDMA 24317, for pneumatic and water hydraulics in appropriate materials on request.

Material: housing and valves galvanised steel with hardened parts subject to wear. Seals HNBR (other materials on request). Backup rings PTFE. Thermoplastic dust cap and dust plug. TOP COAT Cr-III zinc plating through additional trivalent passivation for outstanding surface protection.

Temperature Range: -30 °C +125 °C



Item Code	ID (Dash)	ID (mm)	ID (in)	WP Conn. (Mpa)	BP Conn. (Mpa)	D1 (mm)	CH (mm)	L1 (mm)
1230322	8	13,0	1/2"	35,0	140,0	38,0	32,0	103,5

Other sizes and connection types available on request. Specific instructions for installation, use and maintenance are separately provided.

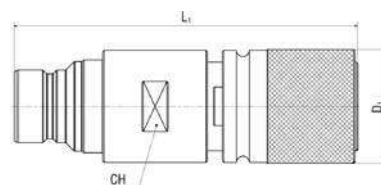
// QUICK RELEASE ADAPTER - FLAT FACE - ISO A 1/2"

Male flat face ISO 16028 - Female poppet ISO 7241 A

Application: suitable for liquid lines with mineral oil-based hydraulic fluids to DIN 51524 T1+T2. Also available for flame-resistant hydraulic fluids to VDMA 24317, for pneumatic and water hydraulics in appropriate materials on request.

Material: housing and valves galvanised steel with hardened parts subject to wear. Seals HNBR (other materials on request). Backup rings PTFE. Thermoplastic dust cap and dust plug. TOP COAT Cr-III zinc plating through additional trivalent passivation for outstanding surface protection.

Temperature Range: -30 °C +125 °C



Item Code	ID (Dash)	ID (mm)	ID (in)	WP Conn. (Mpa)	BP Conn. (Mpa)	D1 (mm)	CH (mm)	L1 (mm)
1230323	8	13,0	1/2"	35,0	140,0	38,6	36,0	121,1

Other sizes and connection types available on request. Specific instructions for installation, use and maintenance are separately provided.



// ACCESSORIES

HAMMER LUG UNION	111
DRY-DISCONNECT	113
SAFETY BREAK-AWAY COUPLING	115
SWIVEL JOINT	117
THREADED ADAPTER	118
HOSE PROTECTIONS	119
HOSE FLOATS	121
HOOK HOSE LIFTER	122

Design and dimensions shown may be changed without prior notice

// HAMMER LUG UNION

// I1TE66E6

HAMMER LUG UNION - FIG.50

NPT Threaded - 3 Pieces (Female/Male/Nut)

Colour: red nut, red subs.

Material: ASTM A-105 Forged Carbon Steel.

Sealing: o-ring sealing.

Application: recommended for suction and low pressure lines.

Pressure: 500 psi (35 bar) (cold working) - Standard Service.



Item Code	Product Code	Thread Type 1	DN Head 1 (in)	DN Head 1 (mm)	Thread 1	Thread Type 2	DN Head 2 (in)	DN Head 2 (mm)	Thread 2
2307646	I1TE66E6-127127	NPT	5"	127	5"	NPT	5"	127	5"

// I1TC66C6

HAMMER LUG UNION - FIG.100

NPT Threaded - 3 Pieces (Female/Male/Nut)

Colour: black nut, yellow subs.

Material: ASTM A-105 Forged Carbon Steel.

Sealing: metal to metal sealing surface.

Application: recommended for air, water and oil services up to 1000 psi in manifold and line connections.

Pressure: 1.000 psi (69 bar) (cold working) - Standard Service.



Item Code	Product Code	Thread Type 1	DN Head 1 (in)	DN Head 1 (mm)	Thread 1	Thread Type 2	DN Head 2 (in)	DN Head 2 (mm)	Thread 2
2306831	I1TC66C6-051051	NPT	2"	51	2"	NPT	2"	51	2"
2306830	I1TC66C6-076076	NPT	3"	76	3"	NPT	3"	76	3"
2303955	I1TC66C6-102102	NPT	4"	102	4"	NPT	4"	102	4"
2303956	I1TC66C6-127127	NPT	5"	127	5"	NPT	5"	127	5"
2303957	I1TC66C6-152152	NPT	6"	152	6"	NPT	6"	152	6"

// I1TC96C9

HAMMER LUG UNION - FIG.200

NPT Threaded - 3 Pieces (Female/Male/Nut)

Colour: blue nut, grey subs.

Material: ASTM A-105 Forged Carbon Steel.

Sealing: metal to metal sealing surface.

Application: recommended for air, water and oil services up to 2000 psi in manifold and line connections.

Pressure: 2.000 psi (138 bar) (cold working) - Standard Service.



Item Code	Product Code	Thread Type 1	DN Head 1 (in)	DN Head 1 (mm)	Thread 1	Thread Type 2	DN Head 2 (in)	DN Head 2 (mm)	Thread 2
2303958	I1TC96C9-051051	NPT	2"	51	2"	NPT	2"	51	2"
2306567	I1TC96C9-076076	NPT	3"	76	3"	NPT	3"	76	3"
2306568	I1TC96C9-102102	NPT	4"	102	4"	NPT	4"	102	4"
2306903	I1TC96C9-127127	NPT	5"	127	5"	NPT	5"	127	5"
2306569	I1TC96C9-152152	NPT	6"	152	6"	NPT	6"	152	6"

// I1TE36E3

HAMMER LUG UNION - FIG.206

NPT Threaded - 3 Pieces (Female/Male/Nut)



Colour: blue nut, grey subs.

Material: ASTM A-105 Forged Carbon Steel.

Sealing: similar to Figure 200. The additional seal in male sub improves the metal to metal sealing surface.

Application: recommended for air, water and oil services up to 2000 psi for use in corrosion environments.

Pressure: 2.000 psi (138 bar) (cold working) - Standard Service.

Item Code	Product Code	Thread Type 1	DN Head 1 (in)	DN Head 1 (mm)	Thread 1	Thread Type 2	DN Head 2 (in)	DN Head 2 (mm)	Thread 2
2306158	I1TE36E3-102102	NPT	4"	102	4"	NPT	4"	102	4"
2307644	I1TE36E3-127127	NPT	5"	127	5"	NPT	5"	127	5"
2307645	I1TE36E3-152152	NPT	6"	152	6"	NPT	6"	152	6"

// I1TE26E2

HAMMER LUG UNION - FIG.602

LPT Threaded - 3 Pieces (Female/Male/Nut)



Colour: black nut, orange subs.

Material: alloy Steel AISI 1040.

Sealing: replaceable, Lip type rubber seal provides primary sealing.

Application: recommended for water, oil, gas and mud services up to 6000 psi.

Pressure: 6.000 psi (414 bar) (cold working) - Standard Service.

Item Code	Product Code	Thread Type 1	DN Head 1 (in)	DN Head 1 (mm)	Thread 1	Thread Type 2	DN Head 2 (in)	DN Head 2 (mm)	Thread 2
2306573	I1TE26E2-025025	LPT	1"	25	1"	LPT	1"	25	1"
2306832	I1TE26E2-051051	LPT	2"	51	2"	LPT	2"	51	2"
2306833	I1TE26E2-102102	LPT	4"	102	4"	LPT	4"	102	4"

Design and dimensions shown may be changed without prior notice

// DRY-DISCONNECT

// I5AD7828

DRY DISCONNECT COUPLING

Hose unit - NPT Female - Aluminium



Item Code	Product Code	Thread Type 1	DN Head 1 (in)	DN Head 1 (mm)	Thread 1	Thread Type 2	DN Head 2 (in)	DN Head 2 (mm)	Thread 2
2306360	I5AD7828-164114	DRY-DISC	4"	164		NPT	4"	102	4"

// I3AD7828

DRY DISCONNECT COUPLING

Hose unit - NPT Female - Stainless steel 316



Item Code	Product Code	Thread Type 1	DN Head 1 (in)	DN Head 1 (mm)	Thread 1	Thread Type 2	DN Head 2 (in)	DN Head 2 (mm)	Thread 2
2307651	I3AD7828-164114	DRY-DISC	4"	164		NPT	4"	102	4"

// I5AD7628

DRY DISCONNECT COUPLING

Tank unit - NPT Female - Aluminium



Item Code	Product Code	Thread Type 1	DN Head 1 (in)	DN Head 1 (mm)	Thread 1	Thread Type 2	DN Head 2 (in)	DN Head 2 (mm)	Thread 2
2306837	I5AD7628-164114	DRY-DISC	4"	164		NPT	4"	102	4"

// I3AD7628

DRY DISCONNECT COUPLING

Tank unit - NPT Female - Stainless steel 316



Item Code	Product Code	Thread Type 1	DN Head 1 (in)	DN Head 1 (mm)	Thread 1	Thread Type 2	DN Head 2 (in)	DN Head 2 (mm)	Thread 2
2307650	I3AD7628-164114	DRY-DISC	4"	164		NPT	4"	102	4"

// IQAD7900

DRY DISCONNECT COUPLING

Dust cap for Tank unit - PE



Item Code	Product Code	Thread Type 1	DN Head 1 (in)	DN Head 1 (mm)	Thread 1	DN Head 2 (in)	Material
2307648	IQAD7900-164	DRY-DISC	4"	164		4"	PE

// IQAD7700

DRY DISCONNECT COUPLING

Dust plug for Hose unit - PE



Item Code	Product Code	Thread Type 1	DN Head 1 (in)	DN Head 1 (mm)	Thread 1	DN Head 2 (in)	Material
2307647	IQAD7700-164	DRY-DISC	4"	164		4"	PE

Design and dimensions shown may be changed without prior notice

// SAFETY BREAK-AWAY COUPLING

// I5A28828G1

SAFETY BREAK-AWAY COUPLING - MARINE

Complete coupling: NPT Female - Aluminium



Item Code	Product Code	Thread Type 1	DN Head 1 (in)	DN Head 1 (mm)	Thread 1	Thread Type 2	DN Head 2 (in)	DN Head 2 (mm)	Thread 2
2307662	I5A28828G1-090090	NPT	3"	76	3"	NPT	3"	76	3"
2307663	I5A28828G1-114114	NPT	4"	102	4"	NPT	4"	102	4"
2307664	I5A28828G1-140140	NPT	5"	127	5"	NPT	5"	127	5"
2307665	I5A28828G1-165165	NPT	6"	152	6"	NPT	6"	152	6"

// I3A28828G1

SAFETY BREAK-AWAY COUPLING - MARINE

Complete coupling: NPT Female - Stainless steel 316



Item Code	Product Code	Thread Type 1	DN Head 1 (in)	DN Head 1 (mm)	Thread 1	Thread Type 2	DN Head 2 (in)	DN Head 2 (mm)	Thread 2
2307653	I3A28828G1-090090	NPT	3"	76	3"	NPT	3"	76	3"
2306650	I3A28828G1-114114	NPT	4"	102	4"	NPT	4"	102	4"
2307654	I3A28828G1-140140	NPT	5"	127	5"	NPT	5"	127	5"
2307655	I3A28828G1-165165	NPT	6"	152	6"	NPT	6"	152	6"

// I5A28828G2

SAFETY BREAK-AWAY COUPLING - INDUSTRIAL

Complete coupling: NPT Female - Aluminium



Item Code	Product Code	Thread Type 1	DN Head 1 (in)	DN Head 1 (mm)	Thread 1	Thread Type 2	DN Head 2 (in)	DN Head 2 (mm)	Thread 2
2307666	I5A28828G2-090090	NPT	3"	76	3"	NPT	3"	76	3"
2307667	I5A28828G2-114114	NPT	4"	102	4"	NPT	4"	102	4"
2307668	I5A28828G2-140140	NPT	5"	127	5"	NPT	5"	127	5"
2307669	I5A28828G2-165165	NPT	6"	152	6"	NPT	6"	152	6"

// I3A28828G2

SAFETY BREAK-AWAY COUPLING - INDUSTRIAL

Complete coupling: NPT Female - Stainless steel 316



Item Code	Product Code	Thread Type 1	DN Head 1 (in)	DN Head 1 (mm)	Thread 1	Thread Type 2	DN Head 2 (in)	DN Head 2 (mm)	Thread 2
2307656	I3A28828G2-090090	NPT	3"	76	3"	NPT	3"	76	3"
2307580	I3A28828G2-114114	NPT	4"	102	4"	NPT	4"	102	4"
2307657	I3A28828G2-140140	NPT	5"	127	5"	NPT	5"	127	5"
2307658	I3A28828G2-165165	NPT	6"	152	6"	NPT	6"	152	6"

// I5A28828G3

SAFETY BREAK-AWAY COUPLING - WEAKLINK - UNVALVED

Complete coupling: NPT Female - Aluminium



Item Code	Product Code	Thread Type 1	DN Head 1 (in)	DN Head 1 (mm)	Thread 1	Thread Type 2	DN Head 2 (in)	DN Head 2 (mm)	Thread 2
2307670	I5A28828G3-090090	NPT	3"	76	3"	NPT	3"	76	3"
2307671	I5A28828G3-114114	NPT	4"	102	4"	NPT	4"	102	4"
2307672	I5A28828G3-140140	NPT	5"	127	5"	NPT	5"	127	5"
2307673	I5A28828G3-165165	NPT	6"	152	6"	NPT	6"	152	6"

// I3A28828G3

SAFETY BREAK-AWAY COUPLING - WEAKLINK - UNVALVED

Complete coupling: NPT Female - Stainless steel 316



Item Code	Product Code	Thread Type 1	DN Head 1 (in)	DN Head 1 (mm)	Thread 1	Thread Type 2	DN Head 2 (in)	DN Head 2 (mm)	Thread 2
2307659	I3A28828G3-090090	NPT	3"	76	3"	NPT	3"	76	3"
2307579	I3A28828G3-114114	NPT	4"	102	4"	NPT	4"	102	4"
2307660	I3A28828G3-140140	NPT	5"	127	5"	NPT	5"	127	5"
2307661	I3A28828G3-165165	NPT	6"	152	6"	NPT	6"	152	6"

Design and dimensions shown may be changed without prior notice

// SWIVEL JOINT

// I3A28828G4

SWIVEL JOINT

NPT Female - NPT Female - Stainless steel 316



Item Code	Product Code	Thread Type 1	DN Head 1 (in)	DN Head 1 (mm)	Thread 1	Thread Type 2	DN Head 2 (in)	DN Head 2 (mm)	Thread 2
2307685	I3A28828G4-114114	NPT	4"	102	4"	NPT	4"	102	4"

// I3ABEV28G4

SWIVEL JOINT

90° Elbow: Fixed ASA150 flange - NPT Female - Stainless steel 316

Item Code	Product Code	Thread Type 1	DN Head 1 (in)	DN Head 1 (mm)	Thread Type 2	DN Head 2 (in)	DN Head 2 (mm)	Thread 2
2307686	I3ABEV28G4-102114	ASA150	4"	102	NPT	4"	102	4"

// THREADED ADAPTER

// I1A28528R

THREADED ADAPTER - DOUBLE NIPPLE: MALE / MALE

Reducing barrel nipple without hexagone from tube: NPT Male - NPT

Male - Plated steel



Item Code	Product Code	Thread Type 1	DN Head 1 (in)	DN Head 1 (mm)	Thread 1	Thread Type 2	DN Head 2 (in)	DN Head 2 (mm)	Thread 2
2307688	I1A28528R-090060	NPT	3"	76	3"	NPT	2"	51	2"
2307689	I1A28528R-114060	NPT	4"	102	4"	NPT	2"	51	2"
2307690	I1A28528R-114090	NPT	4"	102	4"	NPT	3"	76	3"
2307691	I1A28528R-140114	NPT	5"	127	5"	NPT	4"	102	4"
2307692	I1A28528R-165140	NPT	6"	152	6"	NPT	5"	127	5"

Design and dimensions shown may be changed without prior notice

// HOSE PROTECTIONS

// RLYGASO

Fire Protection Sleeve**UL 1441 and VW1 Flame Test Certified****Application:** hose and fittings protection from very high temperature.

Specially designed to withstand molten metal splashes.

Material: glass fiber and iron oxide red silicone rubber.**Temperature:** - continuous up to +260 °C (500 °F)

- intermittent 15-20 minutes up to 1090 °C (2000 °F)

- Intermittant 15-30 seconds up to 1650 °C (3000 °F)



Item Code	ID (mm)	T (mm)
1906198	12	4
1906053	19	4
1906057	25	4
1906047	29	4
1906054	35	4
1906050	41	4
1906051	44	4
1906056	51	4
1906203	55	4
1906052	64	4
2600094	75	4
2600076	100	4

DNV-GL Certified to 800°C/30mins. (ISO15540 & ISO15541) & DIN EN45545-2, MSHA Certified,

// RTYOG0A

Black Textile Sleeve**Application:** protection from abrasion, weather and high temperature.**Material:** polyethersulfone (PES).**Temperature:** -40 °C +100 °C (-40 °F +212 °F)

Item Code	Product Code	ID (mm)	T (mm)	Material
1900143	RTYOG0A-02000T0	20	1	PES
1900147	RTYOG0A-02500T0	25	1	PES
1900142	RTYOG0A-03000T0	30	1	PES
1902519	RTYOG0A-03500T0	35	1	PES
1900145	RTYOG0A-04000T0	40	1	PES
1900168	RTYOG0A-04500T0	45	1	PES
1900183	RTYOG0A-05000T0	50	1	PES
1900167	RTYOG0A-06500T0	65	1	PES
1900157	RTYOG0A-07500T0	75	1	PES
1900151	RTYOG0A-09000T0	90	1	PES

// RJS1AG0

Black Plastic Protective Flat Coil Sleeve

Application: specifically designed for hose protection in almost every environment. Flexible, elastic and smooth, it ensures an optimal solution to abrasion and shocks and thanks to its rounded edges it avoids damages on the hose cover.

Temperature: -20 °C to +100 °C (-4 °F to +212 °F)

Material: HDPE (high-density polyethylene)

Notes: very good UV, ozone, oil and water resistance.



Item Code	Product Code	ID (mm)	OD (mm)	T (mm)	Pitch (mm)	L (m)
1902521	RJS1AG0-1270000	127	140	6	55	10,0
1902554	RJS1AG0-0130000	13	16	1	12	25,0
1902555	RJS1AG0-0160000	16	20	2	20	25,0
1902556	RJS1AG0-0200000	21	25	2	21	50,0
1901067	RJS1AG0-0270000	27	32	2	22	50,0
1902051	RJS1AG0-0350000	35	40	3	24	25,0
1901076	RJS1AG0-0430000	43	50	3	30	25,0
1902520	RJS1AG0-0550000	56	63	4	37	25,0
1901142	RJS1AG0-0660000	66	75	4	42	20,0
1901089	RJS1AG0-0800000	80	90	5	45	20,0
1902560	RJS1AG0-0990000	99	110	6	50	15,0

Design and dimensions shown may be changed without prior notice

// HOSE FLOATS

// RMYGFLK

HOSE FLOAT - Yellow EVA

Material: ethylene vinyl acetate (EVA).

Benefits: Low density, high buoyancy. Strong, elastic and highly shock absorbent. Watertight with 100% closed cell material. Smooth, dirt repellent surface.

Notes: Net Buoyancy (size:Kg) = 3": 17 Kg / 4": 17 Kg / 5": 15 Kg / 5L": 20 Kg



Item Code	Product Code	DN (mm)	DN (in)	Tech. Note
2303993	RMYGFLK-1200600	102	4"	ID120 L0,6M OD235 4"
2303994	RMYGFLK-1450600	127	5"	ID145 L0,6M OD240 5"
2303992	RMYGFLK-1000600	76	3"	ID100 L0,6M OD235 3"
2306474	RMYGFLK-1450690	127	5"	ID145 L0,69M OD280 5L"


the float can be held in place by fastening strips fitted into the grooves around the outer perimeter of the flotation device. recommended n° 3 pieces of worm gear clamp (item code 2306862).

// HOOK HOSE LIFTER

// I1LHF1

HOOK HOSE LIFTER

Closed hose lifter - single eye - complete with retaining clamp -
Plated steel




Item Code	Product Code	DN (min) (mm)	DN (max) (mm)	DN (in)	Note	Tech. Note
2307576	I1LHF1-102			4"		
2307642	I1LHF1-127			5"		
2307643	I1LHF1-152			6"		
2307641	I1LHF1-076			3"		

// I1LHF2

HOOK HOSE LIFTER

Closed hose lifter - double eye - complete with retaining clamp -
Plated steel



Item Code	Product Code	DN (min) (mm)	DN (max) (mm)	DN (in)	Note	Tech. Note
2307383	I1LHF2-102			4"		
2307639	I1LHF2-127			5"		
2307640	I1LHF2-152			6"		
2307638	I1LHF2-076			3"		

// DRILLING

FLEXOR RIG - SLIM HOLE ROTARY.....	8
FLEXOR RIG - ROTARY.....	8

// DRILLING API 7K

HIFLEX ROTARY & VIBRATOR 5K	Rotary 5.000 psi - API SPEC 7K - Grade D - FSL2.....	9
HIFLEX ROTARY & VIBRATOR 7.5K	Rotary 7.500 psi - API SPEC 7K - Grade E - FSL2.....	9

// FRACKING

601AA	Oil rigger-frac S&D 10 bar (150 psi).....	11
6C1AA	Oil rigger-frac Vacuum 10 bar (150 psi) - Corrugated.....	11
6D1AA	Frac delivery 27 bar (400 psi).....	11
6D2AA	Frac delivery 27 bar (400 psi) - Supertuff.....	12
6F2AA	Frac S&D 27 bar (400 psi).....	12

// CEMENTING

FLEXOR RIG - OIL WELL CEMENTING 5K	Cementing 5.000 psi - API SPEC 7K - FSLO.....	14
FLEXOR RIG - OIL WELL CEMENTING 10K SUPERTUFF	Cementing 10.000 psi - API SPEC 7K - FSLO.....	14
HIFLEX CEMENTING 10K	Grade Cement 10.000 psi - API SPEC 7K - Grade Cement - FSLO.....	15

// BOP - FIRE WATER

STEEL ARMOUR 5K	Flame resistant hydraulic hose - API SPEC 16D.....	17
230AH	Sea water 20 bar (300 psi) - Fire resistant - ISO 15540.....	17

// RIG SUPPLY & TRACTION RESISTANT CARGO HOSE

RIGMASTER HD PETROLEUM DELIVERY	Fuel-oil delivery 20 bar (300 psi) - Lay Flat.....	20
RIGMASTER PLUS PETROLEUM DELIVERY	Fuel - oil delivery 27 bar (400 psi) - Lay Flat.....	20
RIGMASTER HD PETROLEUM S&D	Fuel-oil S&D 20 bar (300 psi).....	20
648AA	Rig supply soft wall - Fuel-liquid mud 20 bar (300 psi).....	21
615AA	Rig supply hard wall - Fuel-liquid mud 20 bar (300 psi).....	21
642AA	Rig supply soft wall - Fuel-liquid mud 27 bar (400psi).....	22
622AA	Rig supply hard wall - Fuel-liquid mud.....	22
RIGMASTER HD BULK MATERIAL DELIVERY	Bulk material delivery - 20 bar (300 psi) - Lay Flat.....	23
RIGMASTER PLUS BULK MATERIAL DELIVERY	Bulk material delivery - 27 bar (400 psi) - Lay Flat.....	23
RIGMASTER BULK MATERIAL S&D	Bulk material S&D 10 bar (150 psi).....	23
RIGMASTER HD BULK MATERIAL S&D	Bulk material S&D 20 bar (300 psi).....	24
748AA	Rig supply soft wall - Bulk material 20 bar (300 psi).....	24
715AA	Rig supply hard wall - Bulk material 20 bar (300 psi).....	25
RIGMASTER WATER S&D	Water - glycole S&D 10 bar (150 psi).....	25
RIGMASTER HD WATER S&D	Water - glycole S&D 20 bar (300 psi).....	25
RIGMASTER HD POTABLE WATER DELIVERY	Potable water delivery 20 bar (300 psi) - Lay Flat.....	26
RIGMASTER PLUS POTABLE WATER DELIVERY	Potable Water Delivery 27 bar (400 psi) - Lay flat.....	26
448LI	Rig supply soft wall - Potable water 20 bar (300 psi) - FDA.....	27
415LI	Rig supply hard wall - Potable water 20 bar (300 psi) - FDA.....	27
641AA	Oil - mud cargo hose - 15 bar (225 psi) - End load resistance 5.000 kg.....	28
624AA	Oil - mud cargo hose 15 bar (225 psi) - End load resistance 8.000 kg.....	28
725AA	Oil - mud cargo hose 15 bar (225 psi) - End load resistance 12.000 kg.....	28
727AA	Drilling cuttings hose - Hard wall 15 bar (225 psi) - End load resistance 26.000 kg.....	29

// DOCK

60DAA	Fuel-oil S&D 10 bar (150 psi) - EN 1765/S10.....	32
64AAA	Fuel-oil delivery 10 bar (150 psi) - EN 1765/L10.....	32
60NAA	Fuel-oil S&D 15 bar (225 psi) - EN 1765/S15.....	33
60GAA	Fuel-oil S&D 15 bar (225 psi) - EN 1765/S15.....	33
64DAA	Fuel-oil delivery 15 bar (225 psi) - EN 1765/L15.....	34
60JAA	LPG S&D - 25 bar (375 psi) - EN 1762/DM.....	34
60PAA	Fuel-oil S&D 20 bar (300 psi) - exceeds EN 1765/S15.....	35
64PAA	Fuel-oil delivery 20 bar (300 psi) - exceeds EN 1765/L15.....	35

// FUEL-OIL

655AA	Fuel-oil delivery 16 bar (240 psi) - exceeds EN 1761.....	37
619AA	Fuel-oil S&D 16 bar (240 psi) - exceeds EN 1761 - EN 12115.....	37
620AA	Fuel-oil S&D 20 bar (300 psi).....	38

// FLOATING ROOF DRAIN

906AA	Roof drain 10 bar (150 psi).....	40
-------	----------------------------------	----

// STEAM

340AA	Steam 18 bar (270 psi) - Steel braided.....	42
340AH	Steam 18 bar (270 psi) - Steel braided.....	42
344AH	Steam 18 bar (270 psi) - Steel braided - ISO 6134 2A.....	43
343AH	Steam 18 bar (270 psi) - Oil resistant - Steel braided - ISO 6134 2B.....	43
341AA	Steam 18 bar (270 psi) - CIIR - Steel braided.....	43
341AH	Steam 18 bar (270 psi) - CIIR - Steel braided.....	44

// ACID, CHEMICAL & MULTIPURPOSE

529AA	Acid-chemical S&D 16 bar (240 psi) - UPE - EN 12115 - EU 10/2011 A+B+C+D2	46
5090E	Acid-chemical S&D 16 bar (240 psi) - UPE - FDA - EU 10/2011 A+B+C+D2	46
5190E	Acid-chemical S&D 16 bar (240 psi) - UPE - Corrugated - FDA - EU 10/2011 A+B+C+D2	47
954AH	Multipurpose 20 bar (300 psi) - Non conductive	47
15NAK	Nitrogen 20 bar (300 psi) - heavy duty	47

// SEISMIC

250AK	Seismic 5 bar (75 psi)	50
25SAH	Seismic Extra 10 bar (150psi)	50
ROV OPERATION	Marine high pressure hydraulic - 350 bar (5000 psi)	51
R8 MARINE	Marine high pressure hydraulic - from 140 to 420 bar (2000 to 6000 psi)	51

// WATERBLAST

WATERBLAST - WB10L	53
WATERBLAST - WB15L	53
WATERBLAST - WB20L	54

// HYDRAULIC HOSE

FLEXOPAK 2 - MINETUFF - EN 857 2SC (up to 1") - ISO 11237 - SAE 100 R16	56
ALFABIOTECH EVOLUTION 3000 - MINETUFF - ISO 18752 - exceeds SAE 100 R12	56
ALFABIOTECH EVOLUTION 4000 - MINETUFF - ISO 18752	57
ALFABIOTECH EVOLUTION 5000 - MINETUFF - exceeds ISO 18752	57
ALFABIOTECH EVOLUTION 5000 PLUS - MINETUFF - ISO 18752	58
ALFABIOTECH EVOLUTION 6000 - MINETUFF - ISO 18752 - exceeds SAE 100 R15	58

// ALFACRIMP FITTINGS

C12410710	BSPT Male - AGR K	60
C12412810	NPTF Male 60° Seat - AGN	60

// API THREAD

H1K00404	Skive Ferrule for 2 Wire Braid and Wire Spiral Hoses	61
H1K1281Z	API Male - Extra Long Hexagon - Flexor Rig™ - Slim Hole Rotary	61
H141281Z	Interlock API Male - Extra Long Hexagon - For Alfabiotech, Flexor Rig™ and Subsea Grouting and Drilling	61
H1T1281Z	Interlock API Male for ABT6K, Cementing 5K and 10K	62
C1261281Z	API Male - Extra Long Hexagon	62

// HAMMER LUG UNION

H1400200	Interlock Dual Skive Ferrule for 4 Spiral Hoses	63
H1400301	Interlock Dual Skive Ferrule for 4-6 Spiral Hoses	63
H1T00600	Interlock Dual Skive Ferrule for Alfabiotech/Powerflexbio 3K and AT8K	63
C12R13F13	Male Hammer Union Fig. 1502 Integral Fitting with Lug Nut	64
C12R23F10	Female Hammer Union Fig. 1502 Integral Fitting with Rubber Ring	64
H1413F13	Male Hammer Union Fig. 1502 integral fitting with Lug Nut	64
H1423F10	Female Hammer Union Fig. 1502 integral fitting with Rubber Ring	64
H1T13F13	Male Hammer Union Fig. 1502 Integral Fitting with Lug Nut - Special version	65
H1T23F10	Female Hammer Union Fig. 1502 Integral Fitting with Rubber Ring - Special version	65
H1T1E213	Male Hammer Union Fig. 602 Integral Fitting with Lug Nut - Special version	65
H1T2E210	Female Hammer Union Fig. 602 Integral Fitting with Rubber Ring - Special version	65

// WATERBLAST INSERT & FERRULE

D990000 - WATERBLAST	66	
D980000 - WATERBLAST	66	
D99001-WB	BSP Female 60° with O-Ring	66
D99010-WB	BSP Female 60° without O-Ring	67
D99061-WB	UNF Type "M Swivel"	67
D99179-WB	Metric Female 24° Cone with O-Ring - Heavy Series - DIN 3865 - DKOS - Slip on Nut with Relief Bore	67
D99170-WB	NPTF Male 60° Seat - AGN	68

// CLAW COUPLING

I919K300	TYPE B CLAW COUPLING (U.S. TYPE) - WITH SAFETY PIN HOLES - Hose shank with safety collar complete with seal - Malleable iron	70
I919K34L	TYPE B CLAW COUPLING (U.S. TYPE) - WITH SAFETY PIN HOLES - Hose shank with safety collar - 4 Lug type - complete with seal - Malleable iron	70
I319K300	TYPE B CLAW COUPLING (U.S. TYPE) - WITH SAFETY PIN HOLES - Hose shank with safety collar complete with seal - Stainless steel 316	70
I9A9K228	TYPE B CLAW COUPLING (U.S. TYPE) - WITH SAFETY PIN HOLES - NPT Male complete with seal - Malleable iron	71
I3A9K228	TYPE B CLAW COUPLING (U.S. TYPE) - WITH SAFETY PIN HOLES - NPT Male complete with seal - Stainless steel 316	71
I9A9K328	TYPE B CLAW COUPLING (U.S. TYPE) - WITH SAFETY PIN HOLES - NPT Female complete with seal - Malleable iron	71
I9A9K400	TYPE B CLAW COUPLING (U.S. TYPE) - WITH SAFETY PIN HOLES - Blank cap complete with seal - Malleable iron	72
I3A9K400	TYPE B CLAW COUPLING (U.S. TYPE) - WITH SAFETY PIN HOLES - Blank cap complete with seal - Stainless steel 316	72
I1YC4-PIN	SAFETY PIN - Safety Pin - standard type (A-Europe / B-U.S.A. / S-Australia) - Plated steel	72
I9LG2B	TYPE B CLAW COUPLING (U.S. TYPE) - WITH SAFETY PIN HOLES - Claw clamp (B-U.S.) - Malleable iron	73
R5YBFF0	R5YBFF0 - Crimping ring - Aluminium	73
I319KL00	TYPE B CLAW COUPLING (U.S. TYPE) - WITH SAFETY PIN HOLES - Hose shank with pre-crimped ferrule - complete with seal - Stainless steel 316	73

// EN 14 423 / DIN 2826

I8107100	EN 14 423 / DIN 2826 - BSPT Male - Hose shank EN 14 423 / DIN 2826 - Brass	74
I3107100	EN 14 423 / DIN 2826 - BSPT Male - Hose shank EN 14 423 / DIN 2826 - Stainless steel 316	74
I8106200	EN 14 423 / DIN 2826 - BSPP Female - Hose shank EN 14 423 / DIN 2826 - Brass	74
I3106200	EN 14 423 / DIN 2826 - BSPP Female - Hose shank EN 14 423 / DIN 2826 - Stainless steel 316	75
I17BG74A	EN 14 423 / DIN 2826 - PN40 swivel flange - Hose shank EN 14 423 / DIN 2826 - Plated steel	75
I37BG74A	EN 14 423 / DIN 2826 - PN40 swivel flange - Hose shank EN 14 423 / DIN 2826 - Stainless steel 316	75
I8LG4C	EN 14 423 / DIN 2826 - Safety clamps - Brass	76

// GROUND JOINT SEAL

I918B206	GROUND JOINT SEAL - BSPP Female complete with wing nut and seal - Serrated hose shank with collar - Malleable iron	77
I918B228	GROUND JOINT SEAL - NPT Female complete with wing nut and seal - Serrated hose shank with collar - Malleable iron	77
I118B107	GROUND JOINT SEAL - BSPT Male - Serrated hose shank with safety collar - Plated steel	78
I918B107	GROUND JOINT SEAL - BSPT Male - Serrated hose shank with safety collar - Malleable iron	78
I918B128	GROUND JOINT SEAL - NPT Male - Serrated hose shank with safety collar - Malleable iron	78
I9LG2F	GROUND JOINT SEAL - Clamps - 2 bolt - 2 gripping finger type - Malleable iron	79
I9LG4F	GROUND JOINT SEAL - Clamps - 4 bolt - 2 gripping finger type - Malleable iron	79
I9LG6F	GROUND JOINT SEAL - Clamps - 6 bolt - 3 gripping finger type - Malleable iron	79

// CAM & GROOVE

I5A9C606	CAM & GROOVE MIL A-A-59326A / MIL C-27487 - Type A - Adapter, BSPP Female - Aluminium	80
I3A9C606	CAM & GROOVE MIL A-A-59326A / MIL C-27487 - Type A - Adapter, BSPP Female - Stainless steel 316	80
I8A9C606	CAM & GROOVE MIL A-A-59326A / MIL C-27487 - Type A - Adapter, BSPP Female - Brass	81
IPA9C606	CAM & GROOVE MIL A-A-59326A / MIL C-27487 - Type A - Adapter, BSPP Female - PP	81
I5A9C628	CAM & GROOVE MIL A-A-59326A / MIL C-27487 - Type A - Adapter, NPT Female - Aluminium	82
I3A9C628	CAM & GROOVE MIL A-A-59326A / MIL C-27487 - Type A - Adapter, NPT Female - Stainless steel 316	82
I8A9C628	CAM & GROOVE MIL A-A-59326A / MIL C-27487 - Type A - Adapter, NPT Female - Brass	83
IPA9C628	CAM & GROOVE MIL A-A-59326A / MIL C-27487 - Type A - Adapter, NPT Female - PP	83
I5A9C806	CAM & GROOVE MIL A-A-59326A / MIL C-27487 - Type D - Coupler, BSPP Female - Aluminium	84
I3A9C806	CAM & GROOVE MIL A-A-59326A / MIL C-27487 - Type D - Coupler, BSPP Female - Stainless steel 316	84
I8A9C806	CAM & GROOVE MIL A-A-59326A / MIL C-27487 - Type D - Coupler, BSPP Female - Brass	85
IPA9C806	CAM & GROOVE MIL A-A-59326A / MIL C-27487 - Type D - Coupler, BSPP Female - PP	85
I5A9C828	CAM & GROOVE MIL A-A-59326A / MIL C-27487 - Type D - Coupler, NPT Female - Aluminium	86
I3A9C828	CAM & GROOVE MIL A-A-59326A / MIL C-27487 - Type D - Coupler, NPT Female - Stainless steel 316	86
I8A9C828	CAM & GROOVE MIL A-A-59326A / MIL C-27487 - Type D - Coupler, NPT Female - Brass	87
IPA9C828	CAM & GROOVE MIL A-A-59326A / MIL C-27487 - Type D - Coupler, NPT Female - PP	87
I5A9C900	CAM & GROOVE MIL A-A-59326A / MIL C-27487 - Type DC - Female dust cap for adapter - Aluminium	88
I3A9C900	CAM & GROOVE MIL A-A-59326A / MIL C-27487 - Type DC - Female dust cap for adapter - Stainless steel 316	88
I8A9C900	CAM & GROOVE MIL A-A-59326A / MIL C-27487 - Type DC - Female dust cap for adapter - Brass	89
IPA9C900	CAM & GROOVE MIL A-A-59326A / MIL C-27487 - Type DC - Female dust cap for adapter - PP	89
I5A9C700	CAM & GROOVE MIL A-A-59326A / MIL C-27487 - Type DP - Male dust plug for coupler - Aluminium	90
I3A9C700	CAM & GROOVE MIL A-A-59326A / MIL C-27487 - Type DP - Male dust plug for coupler - Stainless steel 316	90
I8A9C700	CAM & GROOVE MIL A-A-59326A / MIL C-27487 - Type DP - Male dust plug for coupler - Brass	91
IPA9C700	CAM & GROOVE MIL A-A-59326A / MIL C-27487 - Type DP - Male dust plug for coupler - PP	91

// COMBINATION NIPPLE

I1728M00	ALFACRIMP COMBINATION NIPPLE - NPT Male complete with pre-crimped ferrule - Plated steel	92
I3728M00	ALFACRIMP COMBINATION NIPPLE - NPT Male complete with pre-crimped ferrule - Stainless steel 316	92
I17F8M00	ALFACRIMP COMBINATION NIPPLE - NPT Male complete with pre-crimped ferrule - Offshore - for Hook hose lifter - Plated steel	93
I37F8M00	ALFACRIMP COMBINATION NIPPLE - NPT Male complete with pre-crimped ferrule - Offshore - for Hook hose lifter - Stainless Steel 316	93
H1212810	NPTF Male 60° Seat - AGN	93
I1728100A0	COMBINATION NIPPLE FOR SERRATED FERRULE - NPT Male - Serrated hose shank with collar - Plated steel	94
I3728100A0	COMBINATION NIPPLE FOR SERRATED FERRULE - NPT Male - Serrated hose shank with collar - Stainless steel 316	94

// FLANGED FITTING

I17BEW7B	FIXED FLANGE - SLIP ON RF - ASA 150 - Serrated hose shank with pre-crimped ferrule - Plated steel	95
I37BEW7B	FIXED FLANGE - SLIP ON RF - ASA 150 - Serrated hose shank with pre-crimped ferrule - Stainless steel 316	95
I17BE67BA0	FIXED FLANGE - SLIP ON RF - ASA 150 - Serrated hose shank with collar - Plated steel	96
I37BE67BA0	FIXED FLANGE - SLIP ON RF - ASA 150 - Serrated hose shank with collar - Stainless steel 316	96
I17BET9A	SWIVEL FLANGE - LAP JOINT FF - ASA 150 - Serrated hose shank with pre-crimped ferrule - Plated steel	96
I37BET9A	SWIVEL FLANGE - LAP JOINT FF - ASA 150 - Serrated hose shank with pre-crimped ferrule - Stainless steel 316	97
I17BE79AA0	SWIVEL FLANGE - LAP JOINT FF - ASA 150 - Serrated hose shank with collar - Plated steel	97
I37BE79AA0	SWIVEL FLANGE - LAP JOINT FF - ASA 150 - Serrated hose shank with collar - Stainless steel 316	97

// POPPET VALVE - SVK-ISO-A

STANDARD ISO 7241 A - POPPET SVK-ISO-A	Female coupling - Female thread - ISO 7241 A	99
STANDARD ISO 7241 A - POPPET SVK-ISO-A	Male coupling - Female thread - ISO 7241 A	100

// PUSH PULL - SVK-1H

STANDARD ISO 5675 - POPPET SVK-1H	Female coupling - Female thread - ISO 5675	101
STANDARD ISO 5675 - POPPET SVK-1H	Male coupling - Female thread - ISO 5675	101
STANDARD ISO 5675 - POPPET SVK-1H	Female coupling - Male thread - ISO 5675	102
STANDARD ISO 5675 - POPPET SVK-1H	Male coupling - Male thread - ISO 5675	102

// PUSH PULL - SPK-1H

STANDARD ISO 5675 - POPPET SPK-1H Female coupling - Female thread - ISO 5675 - SAE J 1036..... 103

// FLAT FACE - FPK

STANDARD ISO 16028 - FLAT FACE FPK Female coupling - Female thread - ISO 16028..... 104

STANDARD ISO 16028 - FLAT FACE FPK Male coupling - Female thread - ISO 16028..... 105

// FLAT FACE - FPK-P

STANDARD ISO 16028 - FLAT FACE FPK-P CONNECTABLE UNDER PRESSURE Male coupling - Female thread - ISO 16028..... 106

// SCREW TYPE - HDK

SCREW COUPLING - POPPET HDK Female coupling (fixed part) - Male thread - ISO 14541..... 107

SCREW COUPLING - POPPET HDK Male coupling (loose part) - Male thread - ISO 14541..... 107

SCREW COUPLING - POPPET HDK Female coupling (fixed part) - Female thread - ISO 14541..... 108

SCREW COUPLING - POPPET HDK Male coupling (loose part) - Female thread - ISO 14541..... 108

// QUICK RELEASE ADAPTER

QUICK RELEASE ADAPTER - FLAT FACE - ISO A 1/2" Female flat face ISO 16028 - Male poppet ISO 7241 A..... 109

QUICK RELEASE ADAPTER - FLAT FACE - ISO A 1/2" Male flat face ISO 16028 - Female poppet ISO 7241 A..... 109

// HAMMER LUG UNION

I1TE66E6 HAMMER LUG UNION - FIG.50 - NPT Threaded - 3 Pieces (Female/Male/Nut)..... 111

I1TC66C6 HAMMER LUG UNION - FIG.100 - NPT Threaded - 3 Pieces (Female/Male/Nut)..... 111

I1TC96C9 HAMMER LUG UNION - FIG.200 - NPT Threaded - 3 Pieces (Female/Male/Nut)..... 111

I1TE36E3 HAMMER LUG UNION - FIG.206 - NPT Threaded - 3 Pieces (Female/Male/Nut)..... 112

I1TE26E2 HAMMER LUG UNION - FIG.602 - LPT Threaded - 3 Pieces (Female/Male/Nut)..... 112

// DRY-DISCONNECT

I5AD7828 DRY DISCONNECT COUPLING - Hose unit - NPT Female - Aluminium..... 113

I3AD7828 DRY DISCONNECT COUPLING - Hose unit - NPT Female - Stainless steel 316..... 113

I5AD7628 DRY DISCONNECT COUPLING - Tank unit - NPT Female - Aluminium..... 113

I3AD7628 DRY DISCONNECT COUPLING - Tank unit - NPT Female - Stainless steel 316..... 114

IQAD7900 DRY DISCONNECT COUPLING - Dust cap for Tank unit - PE..... 114

IQAD7700 DRY DISCONNECT COUPLING - Dust plug for Hose unit - PE..... 114

// SAFETY BREAK-AWAY COUPLING

I5A28828G1 SAFETY BREAK-AWAY COUPLING - MARINE - Complete coupling: NPT Female - Aluminium..... 115

I3A28828G1 SAFETY BREAK-AWAY COUPLING - MARINE - Complete coupling: NPT Female - Stainless steel 316..... 115

I5A28828G2 SAFETY BREAK-AWAY COUPLING - INDUSTRIAL - Complete coupling: NPT Female - Aluminium..... 115

I3A28828G2 SAFETY BREAK-AWAY COUPLING - INDUSTRIAL - Complete coupling: NPT Female - Stainless steel 316..... 116

I5A28828G3 SAFETY BREAK-AWAY COUPLING - WEAKLINK - UNVALVED - Complete coupling: NPT Female - Aluminium..... 116

I3A28828G3 SAFETY BREAK-AWAY COUPLING - WEAKLINK - UNVALVED - Complete coupling: NPT Female - Stainless steel 316..... 116

// SWIVEL JOINT

I3A28828G4 SWIVEL JOINT - NPT Female - NPT Female - Stainless steel 316..... 117

I3ABEV28G4 SWIVEL JOINT - 90° Elbow: Fixed ASA150 flange - NPT Female - Stainless steel 316..... 117

// THREADED ADAPTER

I1A28528R THREADED ADAPTER - DOUBLE NIPPLE: MALE / MALE - Reducing barrel nipple without hexagone from tube: NPT Male - NPT Male - Plated steel..... 118

// HOSE PROTECTIONS

RLYGASO Fire Protection Sleeve - UL 1441 and VW1 Flame Test Certified..... 119

RTYOG0A Black Textile Sleeve..... 119

RJS1AG0 Black Plastic Protective Flat Coil Sleeve..... 120

// HOSE FLOATS

RMYGFLK HOSE FLOAT - Yellow EVA..... 121

// HOOK HOSE LIFTER

I1LHF1 HOOK HOSE LIFTER - Closed hose lifter - single eye - complete with retaining clamp - Plated steel..... 122

I1LHF2 HOOK HOSE LIFTER - Closed hose lifter - double eye - complete with retaining clamp - Plated steel..... 122

LIMITED WARRANTY (NORTH AMERICAN MARKET ONLY)

The Products sold or distributed by Seller are warranted to its customers to be free from defects in material and workmanship at the time of shipment by us, subject to the following provisions:

All warranty claims shall be made within six (6) months after the seller has shipped the products. The seller's liability and customer's remedy hereunder, under any theory of law or equity, including without limitation, for breach of contract, negligence, or otherwise, is limited, at seller's exclusive discretion, solely to 1) the purchase price of any products proving defective; 2) repair of any defective product or part thereof; or 3) replacement of any defective product or part upon its authorized return to seller.

This warranty is in lieu of and excludes, without limitation and to the fullest extent allowable by law, all other warranties or conditions, expressed, implied, statutory, or otherwise created under applicable law including, but not limited to, the warranty of merchantability, the warranty of fitness for a particular purpose, conditions of satisfactory quality, any obligation or warranty to remote purchasers, and those from a course of dealing or usage of trade.

In addition, this warranty shall not apply to any products, or portions thereof, that have been subjected to abuse, misuse, improper installation, maintenance, or operation, electrical failure or abnormal conditions and to products that have been tampered with, altered, modified, repaired, reworked by anyone not approved by seller, or used in any manner inconsistent with any instructions or specifications provided with or for the product.

In no event shall seller, or the manufacturer of the product, have any liability whatsoever to any person, including without limitation, any immediate buyer, remote purchaser, or other third party, for any special, punitive, incidental, or consequential damages, including without limitation, loss of profits of customer or any other person, loss or damage to physical property of customer or any other person, and loss of anticipated revenue, profits, goodwill, savings, or other economic loss of customer or any other person, even if advised of the possibility thereof in advance, whether or not arising in, caused by, or resulting from, breach of contract, the negligence of seller and/or the manufacturer of the product, or otherwise, unless specifically provided herein and except any liability that cannot be excluded or limited by applicable law.

There are no warranties that extend beyond the description on the face hereof.

THE ALFAGOMMA GROUP



ARGENTINA – Buenos Aires
Moreno Store Center
Belisario Roldán 2616 - CP. 1744
La Reja - Bs. As.
+54 (11) 5365-6062/6063

AUSTRALIA – Sydney
50 Honeycomb Drive
Eastern Creek
Sydney, NSW 2766
+61 (2) 98 53 09 00
sydney@alfagomma.com.au

BELGIUM & NETHERLANDS – Benelux
Koeweideblock 4/D3
1785 Merchtem
+32 (052) 509 747
info.benelux@alfagomma.com

BRAZIL – Guaraniésia
Rua Felice Gennasio, 401
Distrito Indl. Dr. Firmino Rocha de Freitas
Guaraniésia, MG 37810-000
+55 (35) 35 55 04 00
contato@alfagomma.com.br

CANADA – Montreal
6550 Abrams
St. Laurent, Montreal
Quebec H4S 1Y2
+1 (514) 33 35 577
info@alfagomma.ca

CHINA – Ningbo
No. 296 Taiyuan Road
Investment Pioneering Centre
Jiangbei District
Ningbo, 315022
+86 (574) 88 15 72 88
alfagomma.china@alfagomma.com.cn

FRANCE – Villepinte
Le Sisley – Parc d'activité Paris Nord 2
23 Allée des Impressionnistes
93420 Villepinte
+33 (1) 48172121
agfrance.info@alfagomma.com

GERMANY – Herne
Friedrich der Grosse 10
44628 Herne
+49 (2323) 14 730
info.germany@alfagomma.com

GREECE – Athens
85 Kifissou Avenue
12241 Aigaleo, Athens
+30 (210) 41 19 909
alfagomma-hellas@ath.forthnet.gr

INDONESIA – Tigaraksa
JL. Raya Pemda Tigaraksa km. 4
No 34, Matagara
Tigaraksa, Tangerang 15720
+62 (21) 59 96 301
jakarta@alfagomma.co.id

ITALY – Vimercate
Via Torri Bianche 1
20871 Vimercate (MB)
+39 (039) 60 161
info@alfagomma.com

MALAYSIA – Pasir Gudang
Plo 405, Jalan Perak 4
81707 Pasir Gudang
Negeri Johor Darul Takzim
+60 (7) 25 72 000
alfagomma@alfagomma.com.my

MEXICO – Torreón
Av. Industria de la transformacion
Parque Pymes 585
27400 Torreón, Coahuila
+52 8713125026
alfagomma.mexico@alfagomma.com

SINGAPORE
14 Tuas Ave 11
Singapore
+65 63609000
alfagomma@alfagomma.com.sg

SOUTH AFRICA – Johannesburg
17 Quark Crescent Linbro Business Park
Sandton 2065
+27 (11) 20 10 900
alfagomma@alfagomma.co.za

SOUTH KOREA – Hwasung
15 Julteo Gil
Yangkam-Myun, Hwasung-Si
Kyungki-Do 18630
+82 (31) 35 28 671
alfagomma@alfagomma.co.kr

UNITED KINGDOM – Haydock
43 Wilcock Road
Old Boston Trading Estate Haydock
St. Helens WA11 9TG
+44 (1942) 40 76 80
haydock.sales@alfagomma.com

UNITED STATES OF AMERICA – Burlington
3520 West Avenue
IA 52601 Burlington
+1 (319) 75 89 224
info@alfagomma.us

DENMARK – Copenhagen
Vallensbaekvej 24,
2605 Brøndby Copenhagen
+45 (43) 240400
info@dunlophiflex.dk

ESTONIA – Tallin
Läike tee 32/1 - Peetri alevik,
Rae vald - 75312 Harjumaa (Tallinn)
Tel: +372 (0) 605 4900
tallinn@dunlophiflex.ee

FINLAND – Pirkkala
Jasperintie 320
33960 Pirkkala
+358 (207) 625 700
info@dunlophiflex.fi

NETHERLANDS – Deventer
Hunneperkade 86
7418 BT Deventer
+31 (570) 66 05 70
info@dunlophiflex.nl

NORWAY – Oslo
Stanseveien 27
Pb. 174 Kalbakken
0903 Oslo
+47 (23) 33 86 00
post@dunlophiflex.no

SWEDEN – Halmstad
Kistinge Industriområde
Seldonsvagen 2
30180 Halmstad
+46 (104) 14 44 04
halmstad@dunlophiflex.se



GERMANY – Ettlingen
Pforzheimer Str. 126
76275 Ettlingen
+49 (7243) 50 550
info@argus-fluidtechnik.de

UNITED KINGDOM – Salisbury
Telford Road
Salisbury, Wiltshire SP2 7PH
+44 (1722) 42 05 90
sales@hiflex-europe.com



HEADQUARTER
Alfagomma SpA
Via Torri Bianche 1
20871 Vimercate (MB) Italy
marketing@alfagomma.com
www.alfagomma.com